

P R E F A C E

This volume of Budget 2023-24, “Telangana Budget in Brief” provides an overview of the budget proposals of the Government for the year.

Statistical tables and graphs are provided in the book to highlight the salient features of the Budget 2023-24.

C O N T E N T S

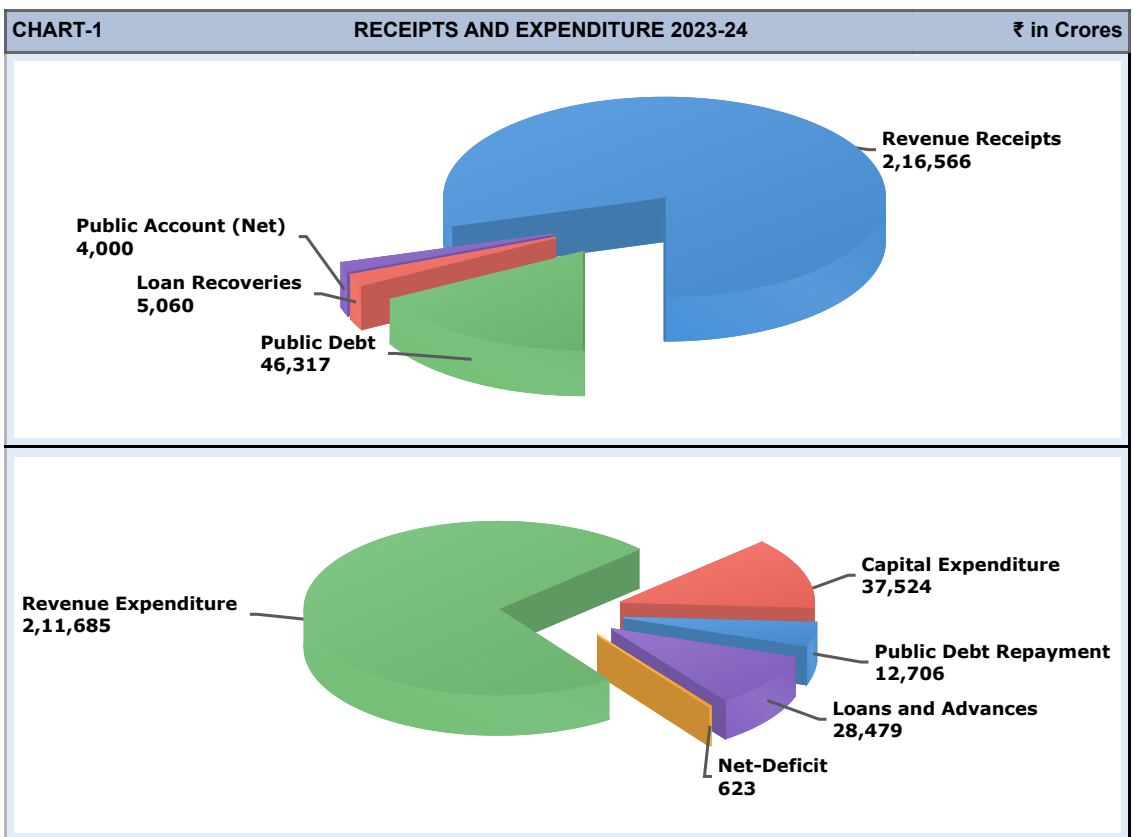
S.No	TABLE AND CHARTS	Page.No
OVERVIEW OF BUDGET		
1	Telangana Budget at a Glance 2023-24	4
2	Overall Budgetary position	5
3	Revenue Account Receipts and Expenditure	6
4	Revenue and expenditure of the State	7
ANALYSIS OF BUDGET TRENDS		
5	Trends in Revenue Receipts	8
6	Trends in Revenue Expenditure	9
7	Public Debt Outstanding	10
ALLOCATION TO IMPORTANT SECTORS IN STATE BUDGET		
8	Power Sector	11
9	Irrigation Sector	12
DETAILS OF RECEIPTS		
10	An Analysis of Revenue Receipts	13

Telangana Budget at a Glance 2023-24

₹ in Crores				
Particulars	Accounts 2021-22	BE 2022-23	RE 2022-23	BE 2023-24
(1)	(2)	(3)	(4)	(5)
I Opening Balance	-5.67	-111.34	63.83	336.86
II Revenue Receipts	1,27,468.59	1,93,029.40	1,75,802.18	2,16,566.97
1 State Share in Central Taxes	18,720.54	18,394.11	19,668.15	21,470.84
2 Tax Revenue	91,271.38	1,08,211.93	1,10,592.28	1,31,028.65
3 Non Tax Revenue	8,857.42	25,421.63	15,291.53	22,808.31
4 Grants-in-aid	8,619.26	41,001.73	30,250.22	41,259.17
III Capital Receipts	55,598.70	63,832.37	54,582.37	55,277.68
5 Open Market Loans	45,716.00	53,970.00	44,970.00	40,615.68
6 Floating Debt(Net)	0.00	0.00	0.00	0.00
7 Loans from the GOI	214.14	4,102.00	3,852.00	4,102.00
8 Other Loans	1,278.53	1,500.00	1,500.00	1,500.00
9 Deposits Transactions etc.(Net)	3,772.89	4,200.37	4,200.37	4,000.00
10 Loans and Advances	47.70	60.00	60.00	5,060.00
11 Other Receipts (Loans showed in GOI Books GST Compensation)	4,569.49	0	0	0
12 Contingency Fund Net	-0.05	0.00	0.00	0.00
13 Interstate Settlement	0.00	0.00	7,500.00	17,828.00
IV Total Receipts (II+III+13)	1,83,067.29	2,56,861.77	2,37,884.55	2,89,672.65
V Revenue Expenditure	1,36,803.43	1,89,274.82	1,72,822.25	2,11,685.23
14 Of which Interest Payments	19,161.41	18,911.88	18,911.88	22,407.67
VI Capital Expenditure	28,874.35	29,728.44	26,934.02	37,524.70
VII Loans and Advances	8,469.41	26,253.36	26,253.36	28,479.98
VIII Capital Disbursements(15 to 18)	8,850.60	11,601.90	11,601.90	12,606.09
15 Public Debt Repayment	6,460.42	8,336.00	8,336.00	9,341.17
16 Loans Form GOI	509.92	367.94	367.94	427.16
17 Other Loans	1,872.09	2,897.96	2,897.96	2,837.76
18 Interstate Settlement	8.18	0.00	0.00	0.00
IX Total Expenditure	1,82,997.80	2,56,858.51	2,37,611.52	2,90,296.00
X Overall Transactions(IV – IX)	69.50	3.26	273.03	-623.35
XI Closing Balance(I + X)	63.83	-108.08	336.86	-286.49
XII Revenue Surplus(II – V)	-9,334.84	3,754.58	2,979.93	4,881.74
XIII Fiscal Deficit(XII - VI - VII + 10 - 13 -18)	46,639.09	52,167.21	42,647.44	38,234.94
XIV Primary Deficit(XIII - 14)	27,477.67	33,255.33	23,735.56	15,827.27

Overall Budgetary Position 2023-24

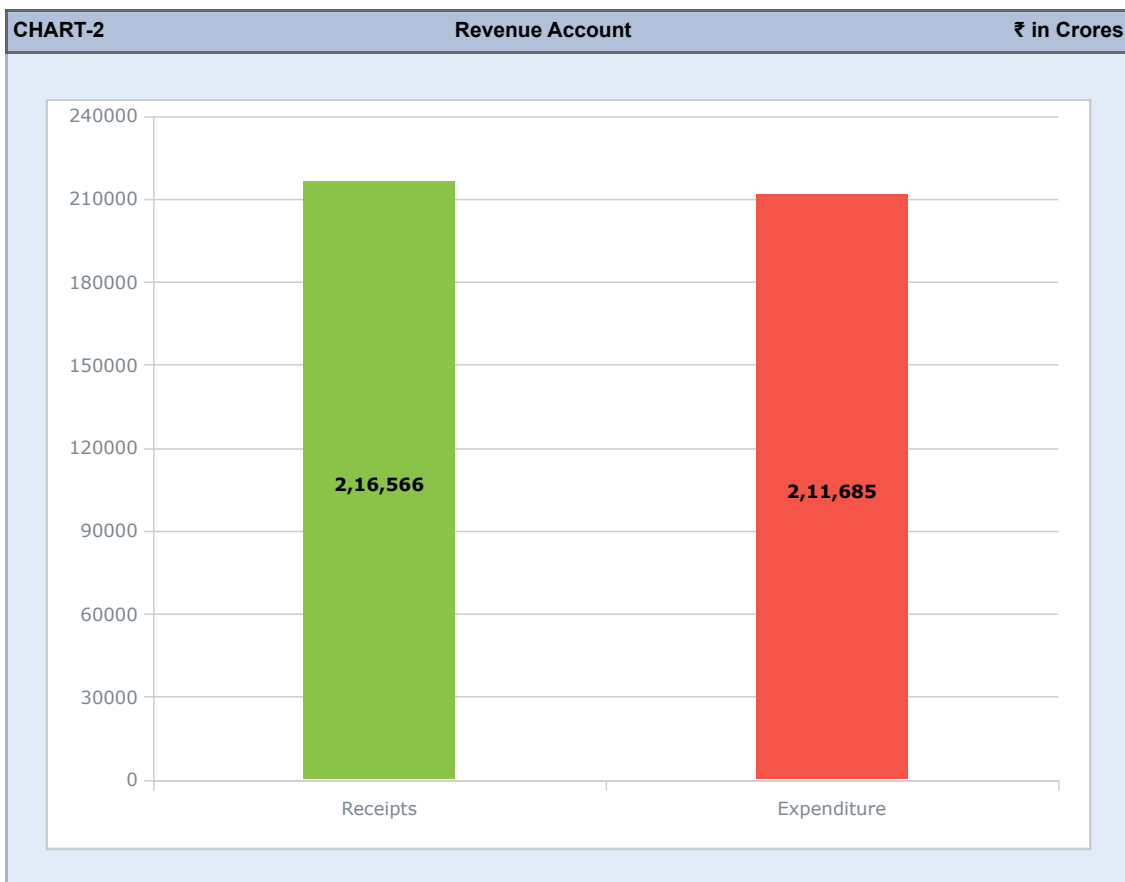
TABLE - 1	₹ in Crores
Revenue Receipts	2,16,566.97
Public Debt	46,317.680
Loan Recoveries	5,060.00
Public Account (Net)	4,000.00
Interstate Settlement	17,828.00
Total Receipts	2,89,772.65
Revenue Expenditure	2,11,685.23
Capital Expenditure	37,524.70
Public Debt Repayment	12,706.09
Loans and Advances	28,479.98
Total Expenditure	2,90,396.00
Net-Deficit (-)	-623.35



Revenue Account Receipts and Expenditure

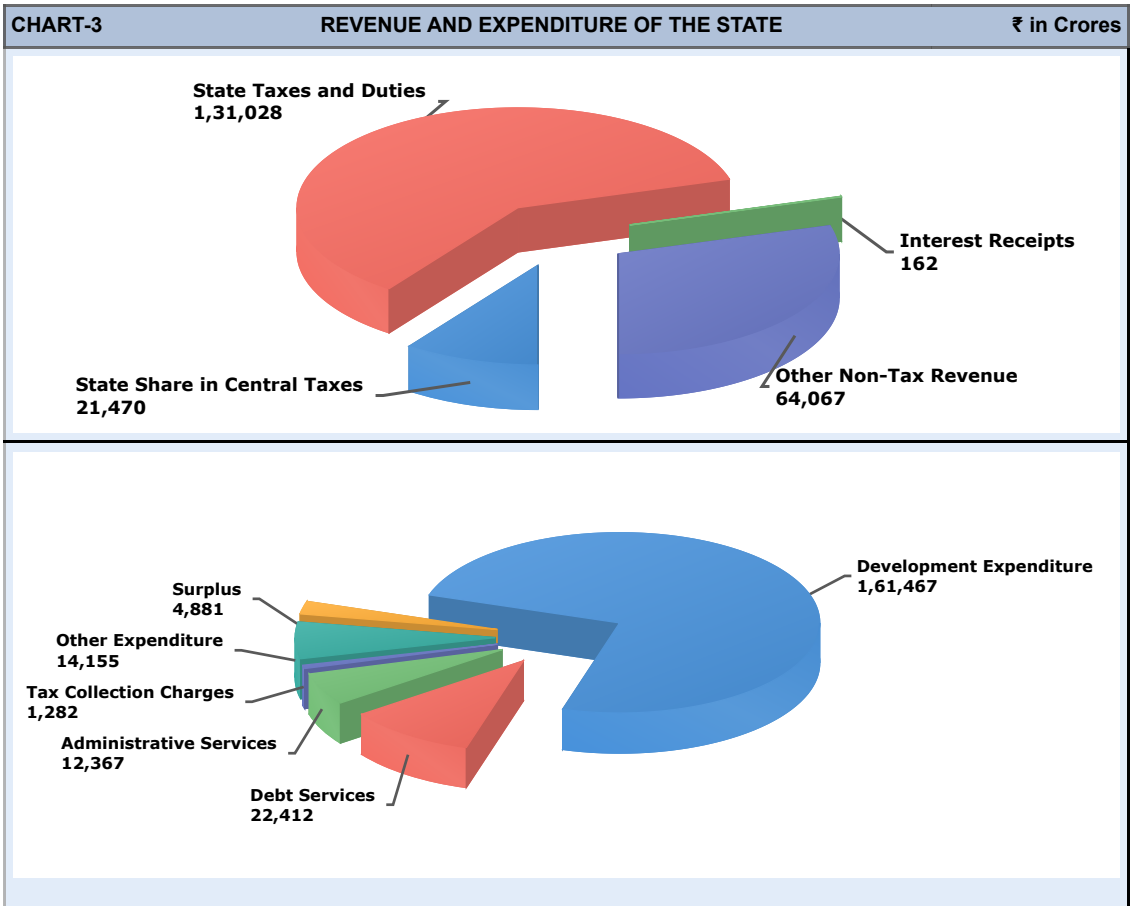
The Receipts on revenue Account during the year 2023-24 are estimated at 2,16,566.97 Crores and the expenditure is estimated to be 2,11,685.23 Crores. The Estimate for 2023-24 reveals a Revenue Surplus (+) of 4,881.74 Crores

TABLE - 2				₹ in Crores
Particulars	Accounts 2021-22	Revised Estimate 2022-23	Budget Estimate 2023-24	
1	2	3	4	
Revenue Receipts	1,27,468.59	1,75,802.18	2,16,566.97	
Revenue Expenditure	1,36,803.43	1,72,822.25	2,11,685.23	
Surplus(+)	-9,334.84	2,979.93	4,881.74	



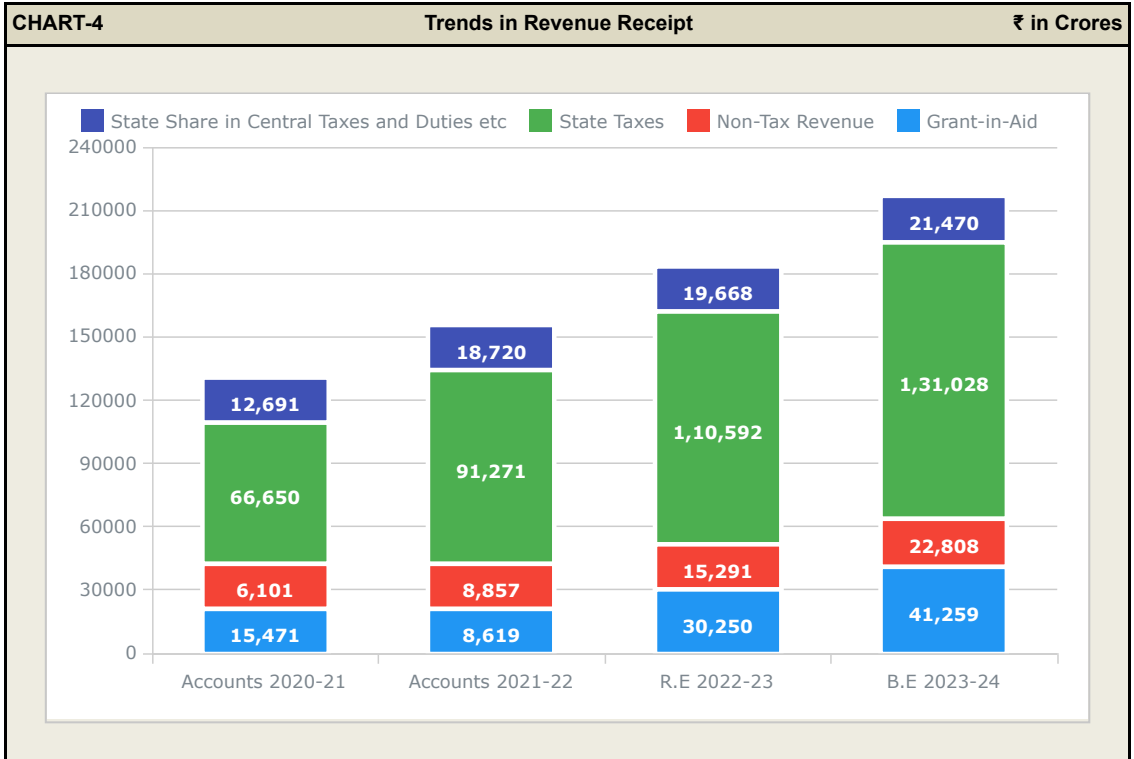
Revenue and Expenditure of the State

TABLE - 3		₹ in Crores	
Receipts		Expenditure	
Taxes and Duties		Development Expenditure	1,61,467.03
State Share in Central Taxes	21,470.84	Debt Services	22,412.67
State Taxes and Duties	1,31,028.65	Administrative Services	12,367.44
Non-Tax Revenue		Tax Collection Charges	1,282.17
Interest Receipts	162.79	Other Expenditure	14,155.92
Other Non-Tax Revenue (Including Grant-in-aid from Central)	64,067.48		
Total	2,16,566.97	Total	2,11,685.23
Deficit	0.00	Surplus	4,881.74
Grand Total	2,16,566.97	Grand Total	2,16,566.97



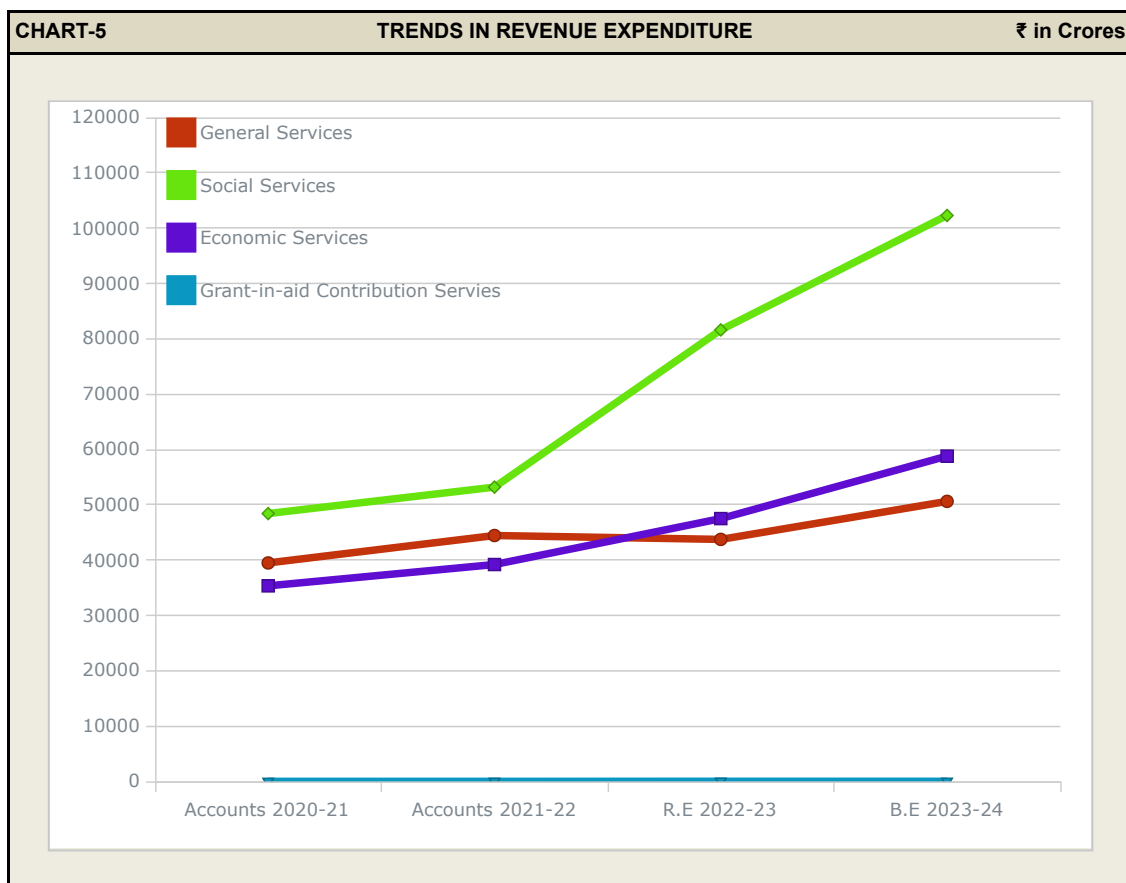
Trends in Revenue Receipts

Particulars		Accounts 2020-21	Accounts 2021-22	R.E 2022-23	B.E 2023-24
1	Taxes & Duties	79,341.99	1,09,991.96	1,30,260.43	1,52,499.49
I	State Share in Central Taxes and Duties etc.	12,691.62	18,720.54	19,668.15	21,470.84
II	State Taxes	66,650.37	91,271.42	1,10,592.28	1,31,028.65
A	Land Revenue	0.50	0.26	6.71	12.05
B	Taxes on Sales, Trade	43,094.24	55,890.70	69,203.00	83,500.00
C	State Excise	14,369.84	17,482.19	17,500.00	19,884.90
D	Others	9,185.79	17,898.27	23,882.57	27,631.70
2	Non-Tax Revenue	6,101.24	8,857.42	15,291.53	22,808.31
3.	Grant-in-aid	15,471.13	8,619.26	30,250.22	41,259.17
Total		1,00,914.36	1,27,468.63	1,75,802.18	2,16,566.97



Trends in Revenue Expenditure

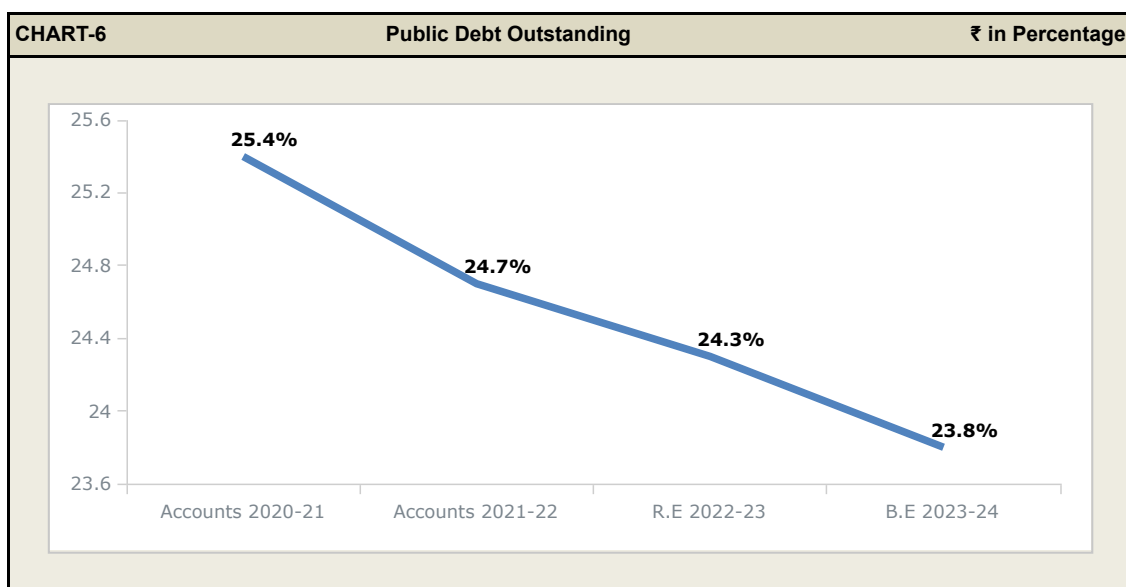
Particulars	Accounts 2020-21	Accounts 2021-22	R.E 2022-23	B.E 2023-24
1	2	3	4	5
General Services	39,477.18	44,432.80	43,730.25	50,606.78
Tax Collection	818.31	955.70	1,344.03	1,282.17
Administrative Services	7,450.00	9,548.44	10,741.36	12,367.44
Others	31,208.87	33,928.66	31,644.86	36,957.17
Social Services	48,400.40	53,181.14	81,591.13	1,02,280.53
Economic Services	35,334.80	39,189.49	47,490.77	58,787.82
Grants-in-aid and Contribution	0.00	0.00	10.10	10.10
Total	1,23,212.38	1,36,803.43	1,72,822.25	2,11,685.23



Public Debt Outstanding

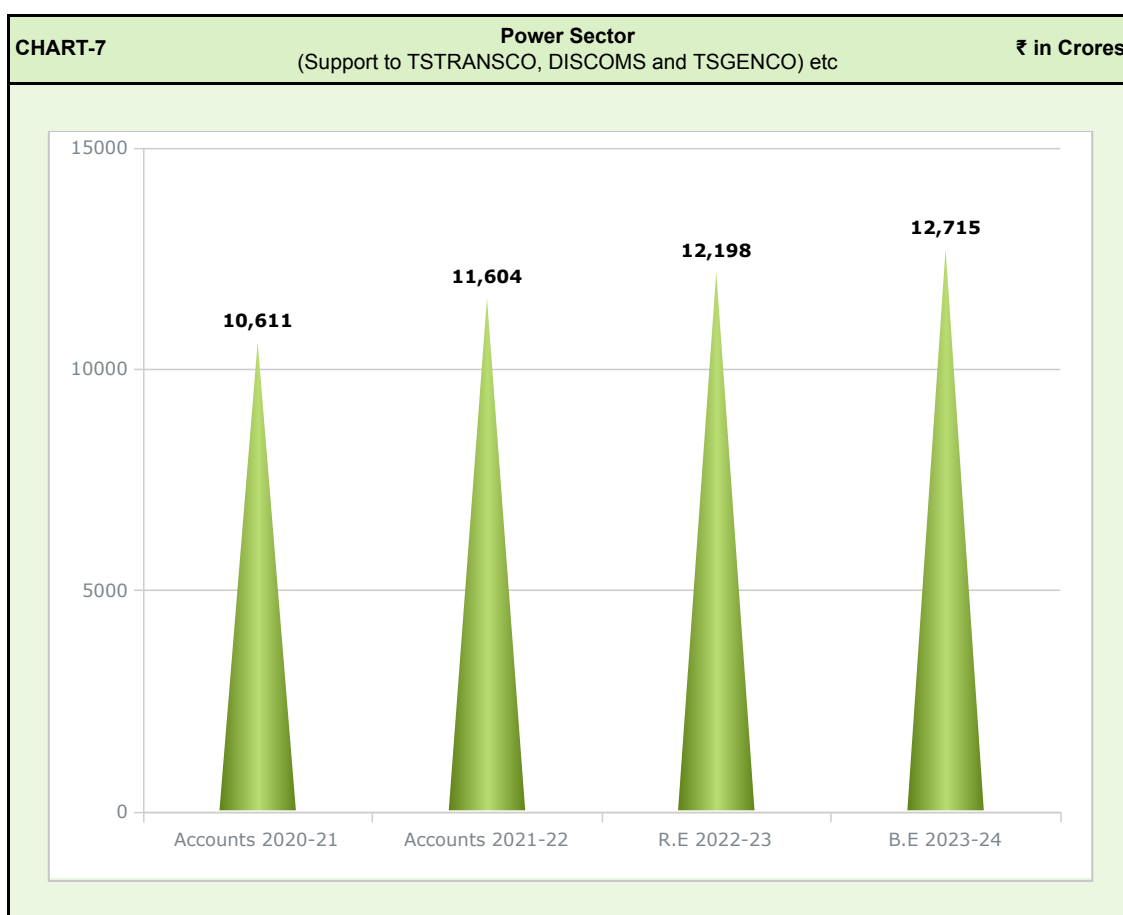
Year	Open Market Loans	Loans From Central Govt.	Loans From Autonomous bodies, etc.	Special Securities (Small Savings) & Provident Fund, etc.	Total	Percentage of GSDP
Accounts 2020-21	2,03,199	7,795	13,974	19,050	2,44,019	25.4%
Accounts 2021-22	2,42,455	7,499	14,208	19,290	2,83,452	24.7%
R.E 2022-23	2,79,089	10,983	13,638	19,284	3,22,993	24.3%
B.E 2023-24	3,10,363	14,658	12,670	19,368	3,57,059	23.8%

Note: In Loans from Central Government an amount of Rs.6949/-Cr in lieu of GST Compensation which was borrowed by Government of India is not included.



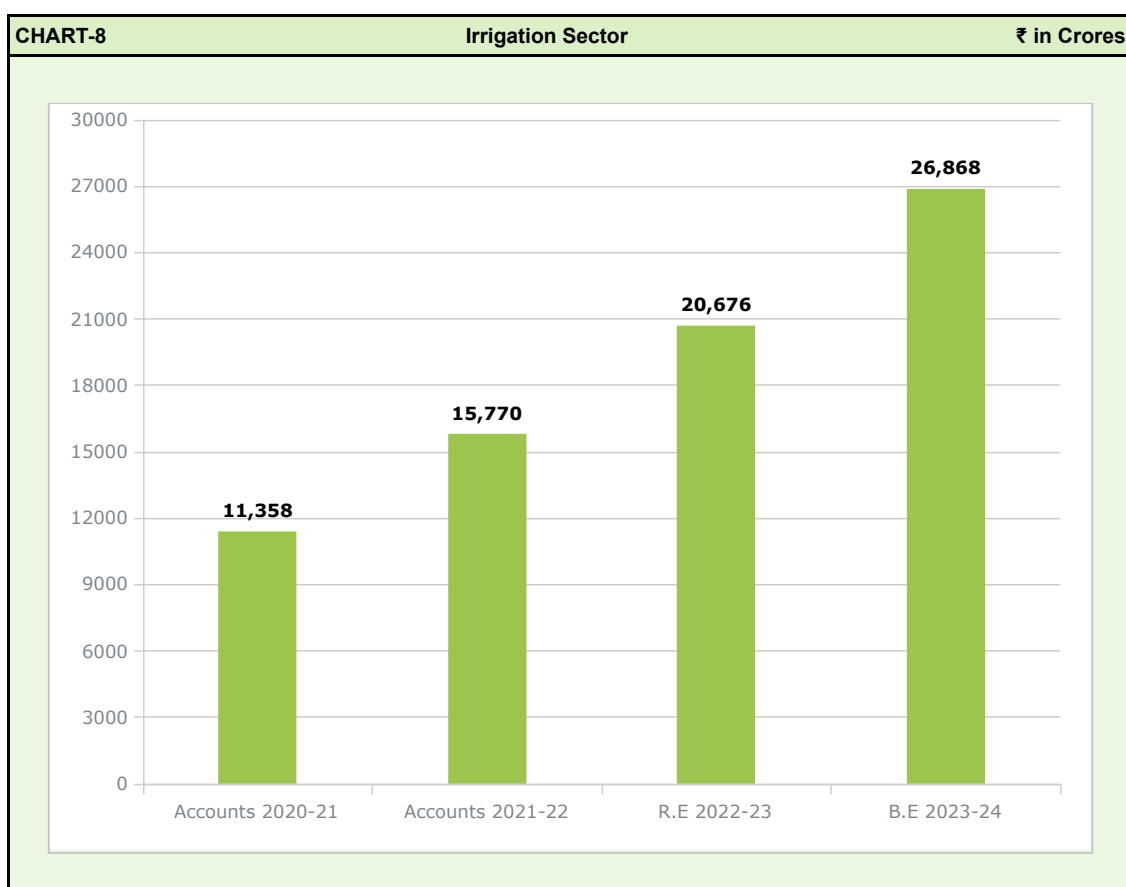
Power Sector (Support to TSTRANSCO, DISCOMS and TSGENCO) etc

TABLE - 7		₹ in Crores
YEAR	Amount	
Accounts 2020-2021	10,611.38	
Accounts 2021-2022	11,604.96	
R.E 2022-2023	12,198.70	
B.E 2023-2024	12,715.20	



Irrigation Sector

Particulars	Accounts 2020-21	Accounts 2021-22	R.E 2022-23	B.E 2023-24
Major & Medium Irrigation	10,019.66	14,342.16	19,402.08	25,487.06
Minor Irrigation	1,314.78	1,410.55	1,245.40	1,335.69
C.A.D	15.47	12.61	18.69	21.16
Flood Control and Drainage	8.24	5.34	10.00	25.00
Total	11,358.15	15,770.65	20,676.17	26,868.91



An Analysis of Revenue Receipts

TABLE - 9		₹ in Crores			
	Particulars	Accounts 2020-21	Accounts 2021-22	R.E 2022-23	B.E 2023-24
I	State Share in Central Taxes.(Income Tax, Union Excise Duties Additional Duties of Excise and Estate Duty)	12,691.62	18,720.54	19,668.15	21,470.84
II	Taxes on Income and Expenditure	510.99	586.96	719.25	650.00
	Other Taxes on Income and Expenditure	510.99	586.96	719.25	650.00
III	Taxes on Property	5,296.50	12,373.63	15,773.41	18,687.05
	Land Revenue	0.50	0.26	6.71	12.05
	Stamps and Registration Fees	5,243.28	12,372.73	15,600.00	18,500.00
	Taxes on Immovable Property other than Agricultural Land	52.72	0.64	166.70	175.00
IV	Taxes on Commodities	38,652.54	49,393.92	57,896.62	67,691.60
	State Excise	14,369.84	17,482.19	17,500.00	19,884.90
	Taxes on Sales, Trade etc.,	20,903.90	26,973.83	33,000.00	39,500.00
	Taxes on Vehicles	3,337.96	4,380.61	6,453.00	7,512.00
	Taxes on Goods and Passengers	19.39	7.64	0.00	0.00
	Taxes and Duties on Electricity	20.46	547.51	911.92	750.50
	Other Taxes and Duties	0.99	2.13	31.70	44.20
V	Non-Tax Revenue	6,101.24	8,857.42	15,284.83	22,801.01
	Interest Receipts, Dividends	127.08	72.28	337.99	386.49
	General Services	1,433.40	4,224.18	6,162.70	13,754.62
	Social Services	936.03	2,093.15	1,872.47	2,184.70
	Economic Services	3,604.73	2,467.81	6,911.67	6,475.20
VI	Grants-in-Aid and contributions	15,471.13	8,619.26	30,250.22	41,259.17

