

# P R E F A C E

This volume of Budget 2020-21, “Telangana Budget in Brief” provides an overview of the budget proposals of the Government for the year.

Statistical tables and graphs are provided in the book to highlight the salient features of the Budget 2020-21.



# C O N T E N T S

S.No	TABLE AND CHARTS	Page.No
OVERVIEW OF BUDGET		
1	Telangana Budget at a Glance 2020-21	4
2	Overall Budgetary position	5
3	Revenue Account Receipts and Expenditure	6
4	Revenue and expenditure of the State	7
ANALYSIS OF BUDGET TRENDS		
6	Trends in Revenue Receipts	8
7	Trends in Revenue Expenditure	9
8	Revenue Account Surplus or Deficit	10
10	Public Debt Outstanding	11
11	Tentative Risk Weighted Outstanding Guarantees	12
ALLOCATION TO IMPORTANT SECTORS IN STATE BUDGET		
13	Power Sector	13
14	Irrigation Sector	14
DETAILS OF RECEIPTS		
15	An Analysis of Revenue Receipts	15

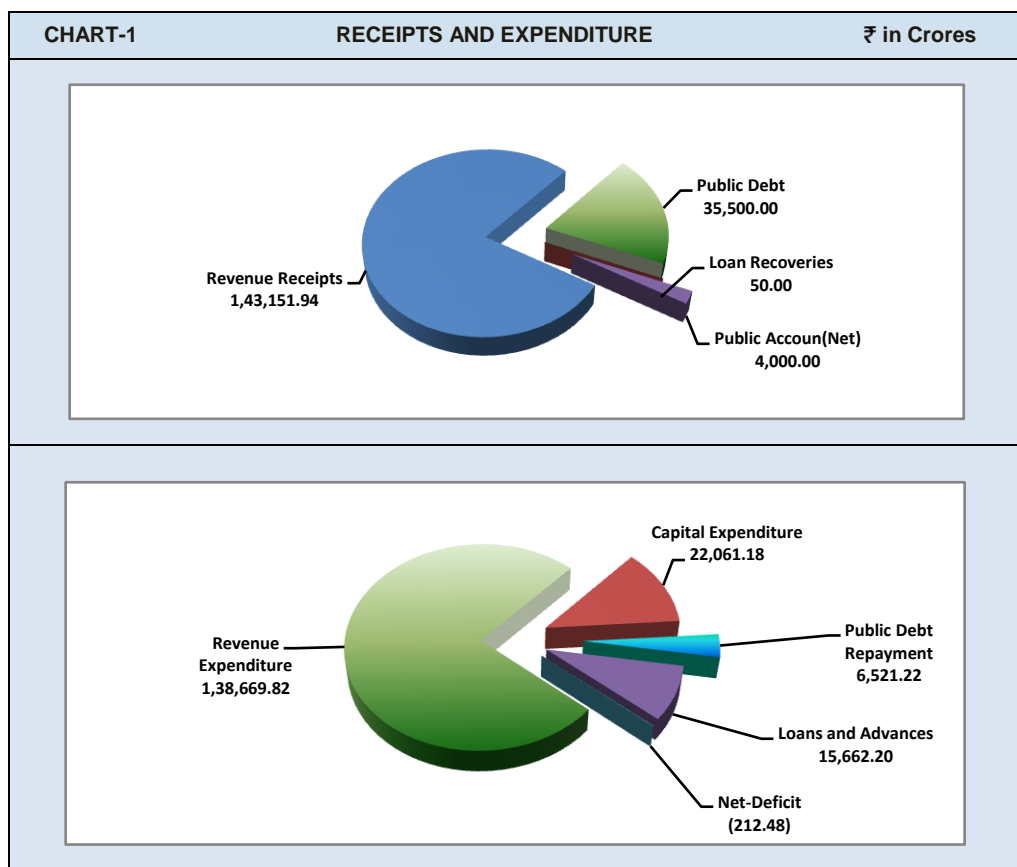
## Telangana Budget at a Glance 2020-21

₹ in Crores				
Particulars	Accounts 2018-19	BE 2019-20	RE 2019-20	BE 2020-21
(1)	(2)	(3)	(4)	(5)
<b>I Opening Balance</b>	<b>78.10</b>	<b>462.01</b>	<b>-91.23</b>	<b>1,029.68</b>
<b>II Revenue Receipts</b>	<b>1,01,420.16</b>	<b>1,13,099.92</b>	<b>1,10,928.32</b>	<b>1,43,151.94</b>
1 Share of Central Taxes	18,560.88	19,718.57	15,987.59	16,726.58
2 Tax Revenue	64,674.07	69,328.57	71,327.57	85,300.00
3 Non Tax Revenue	10,007.42	15,875.03	12,275.03	30,600.00
4 Grants-in-aid	8,177.79	8,177.75	11,338.13	10,525.36
<b>III Capital Receipts</b>	<b>55,561.31</b>	<b>33,444.86</b>	<b>32,344.86</b>	<b>39,550.00</b>
5 Open Market Loans	26,741.80	31,000.00	31,000.00	34,000.00
6 Floating Debt (Gross)	21,823.27	100.00	100.00	100.00
7 Loans from the GOI	433.46	800.00	200.00	400.00
8 Other Loans	1,963.43	1,000.00	500.00	1,000.00
9 Deposits Transactions etc.(Net)	4,535.54	500.00	500.00	4,000.00
10 Loans and Advances	65.82	44.86	44.86	50.00
11 Other Receipts	0.00	0.00	0.00	0.00
12 Contingency Fund(Net)	-2.01	0.00	0.00	0.00
<b>IV Total Receipts(II + III)</b>	<b>1,56,981.47</b>	<b>1,46,544.78</b>	<b>1,43,273.18</b>	<b>1,82,701.94</b>
<b>V Revenue Expenditure</b>	<b>97,083.08</b>	<b>1,11,055.84</b>	<b>1,10,824.77</b>	<b>1,38,669.82</b>
13 Of which Interest Payments	13,086.29	14,574.73	14,385.02	14,615.36
<b>VI Capital Expenditure</b>	<b>22,640.53</b>	<b>17,274.67</b>	<b>13,165.72</b>	<b>22,061.18</b>
<b>VII Loans and Advances</b>	<b>8,706.24</b>	<b>8,896.02</b>	<b>8,896.02</b>	<b>15,662.20</b>
<b>VIII Capital Disbursements(14to18)</b>	<b>28,720.95</b>	<b>9,265.77</b>	<b>9,265.77</b>	<b>6,521.22</b>
14 Floating Debt	21,823.27	100.00	100.00	100.00
15 Public Debt Repayment	4,558.29	6,411.69	6,411.69	4,701.60
16 Loans Form GOI	833.68	369.99	369.99	377.99
17 Other Loans	1,500.40	2,384.09	2,384.09	1,341.64
18 Inter State Settlement	5.31	0.00	0.00	0.00
<b>IX Total Expenditure</b>	<b>1,57,150.80</b>	<b>1,46,492.30</b>	<b>1,42,152.28</b>	<b>1,82,914.42</b>
<b>X Overall Transactions(IV – IX)</b>	<b>-169.33</b>	<b>52.48</b>	<b>1,120.90</b>	<b>-212.48</b>
<b>XI Closing Balance(I + X)</b>	<b>-91.23</b>	<b>514.50</b>	<b>1,029.68</b>	<b>817.20</b>
<b>XII Revenue Surplus(II – V)</b>	<b>4,337.08</b>	<b>2,044.08</b>	<b>103.55</b>	<b>4,482.12</b>
<b>XIII Fiscal Deficit(XII - VI - VII + 10)</b>	<b>26,943.87</b>	<b>24,081.74</b>	<b>21,913.32</b>	<b>33,191.25</b>
<b>IV Primary Deficit(XIII - 13)</b>	<b>13,857.58</b>	<b>9,507.01</b>	<b>7,528.30</b>	<b>18,575.89</b>

Note: Accounts 2018-19 are Provisional

## Overall Budgetary Position 2020-21

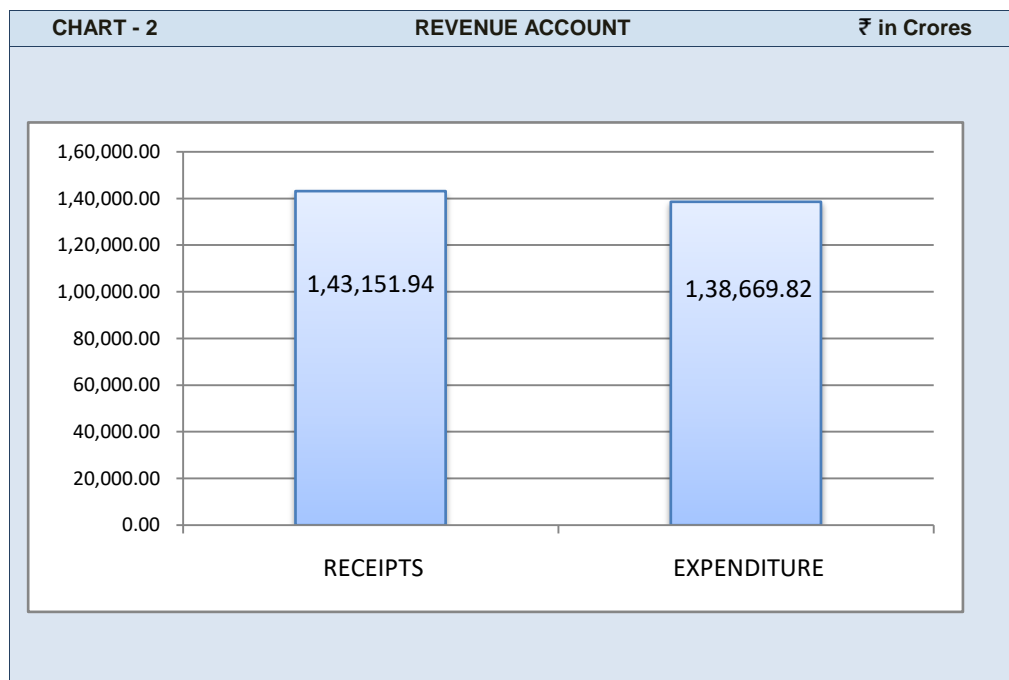
TABLE - 1	₹ in Crores
Revenue Receipts	1,43,151.94
Public Debt	35,500.00
Loan Recoveries	50.00
Public Account (Net)	4,000.00
<b>Total Receipts</b>	<b>1,82,701.94</b>
Revenue Expenditure	1,38,669.82
Capital Expenditure	22,061.18
Public Debt Repayment	6,521.22
Loans and Advances	15,662.20
<b>Total Expenditure</b>	<b>1,82,814.42</b>
<b>Net-Deficit (-)</b>	<b>-212.48</b>



## Revenue Account Receipts and Expenditure

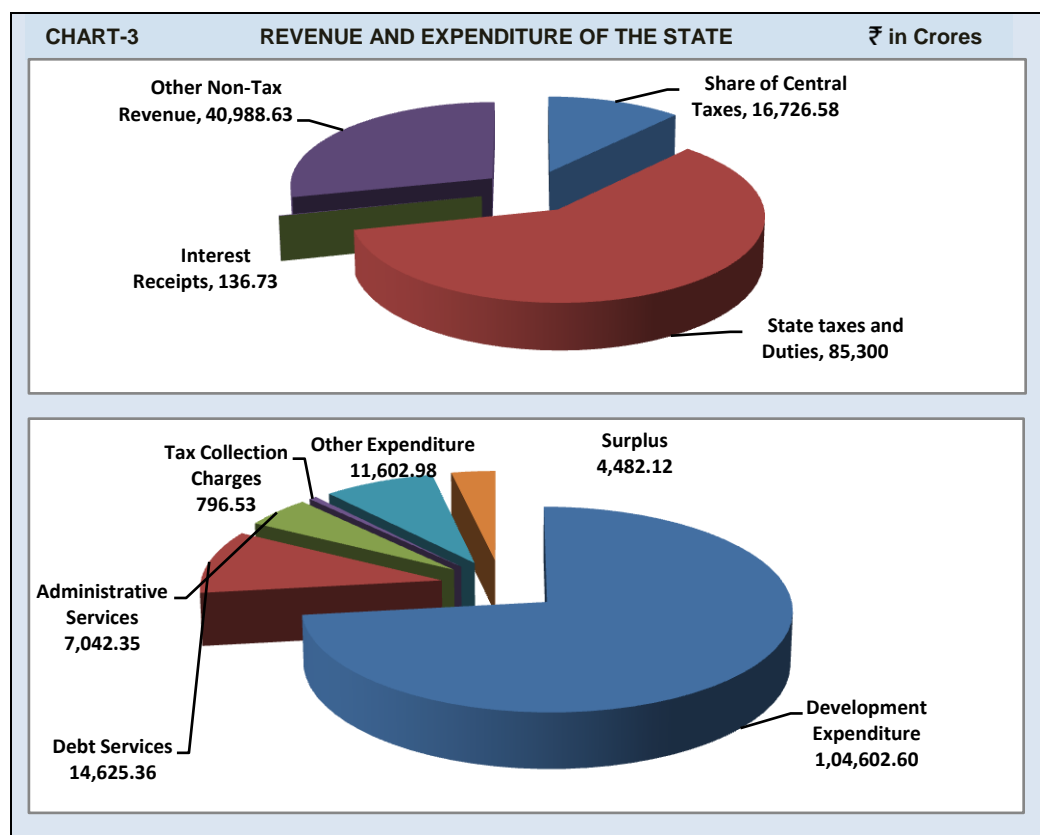
The Receipts on revenue Account during the year 2020-21 are estimated at ₹ 1,43,151.94 Crores and the expenditure is estimated to be ₹ 1,38,669.82 Crores. The Estimate for 2020-21 reveals a Revenue Surplus (+) of ₹ 4,482.12 Crores.

Particulars	Accounts 2017-18	Revised Estimate 2018-19	Budget Estimate 2019-20
1	2	3	4
Revenue Receipts	1,01,420.16	1,10,928.32	1,43,151.94
Revenue Expenditure	97,083.08	1,10,824.77	1,38,669.82
Surplus (+)	4,337.08	103.55	4,482.12



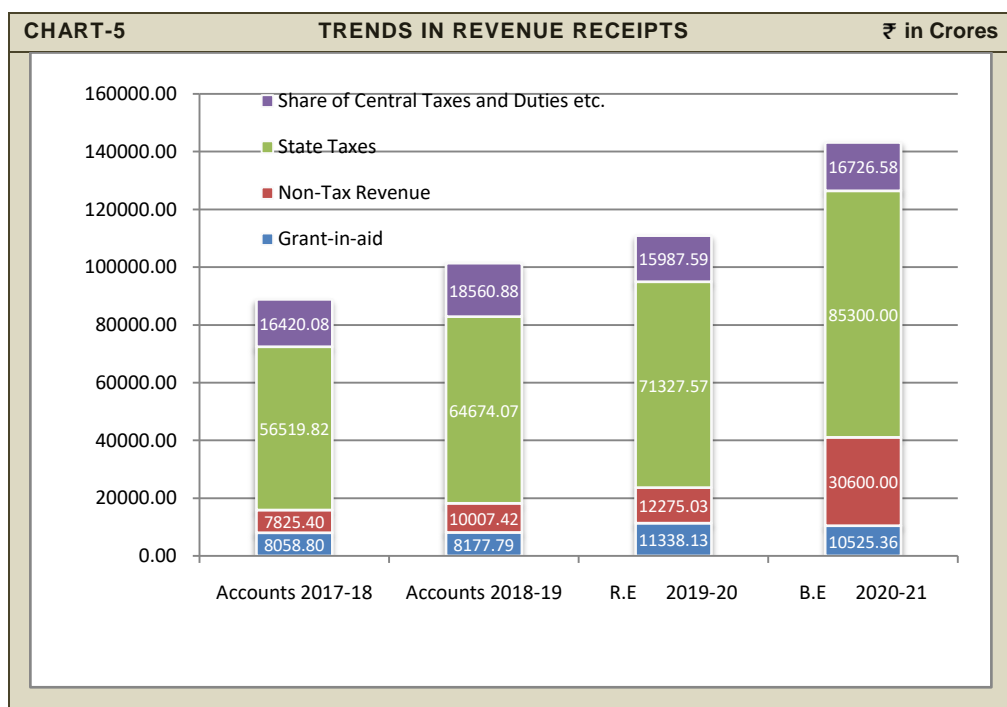
## Revenue and Expenditure of the State

<b>Receipts</b>		<b>Expenditure</b>	
Taxes and Duties		Development Expenditure	1,04,602.60
<i>Share of Central Taxes</i>	16,726.58	Debt Services	14,625.36
<i>State Taxes and Duties</i>	85,300.00	Administrative Services	7,042.35
Non-Tax Revenue		Tax Collection Charges	796.53
<i>Interest Receipts</i>	136.73	Other Expenditure	11,602.98
<i>Other Non-Tax Revenue (including Grants-in-Aid from Center)</i>	40,988.63		
<b>Total</b>	<b>1,43,151.94</b>	<b>Total</b>	<b>1,38,669.82</b>
Deficit		Surplus	4,482.12
<b>Grand Total</b>	<b>1,43,151.94</b>	<b>Grand Total</b>	<b>1,43,151.94</b>



## Trends in Revenue Receipts

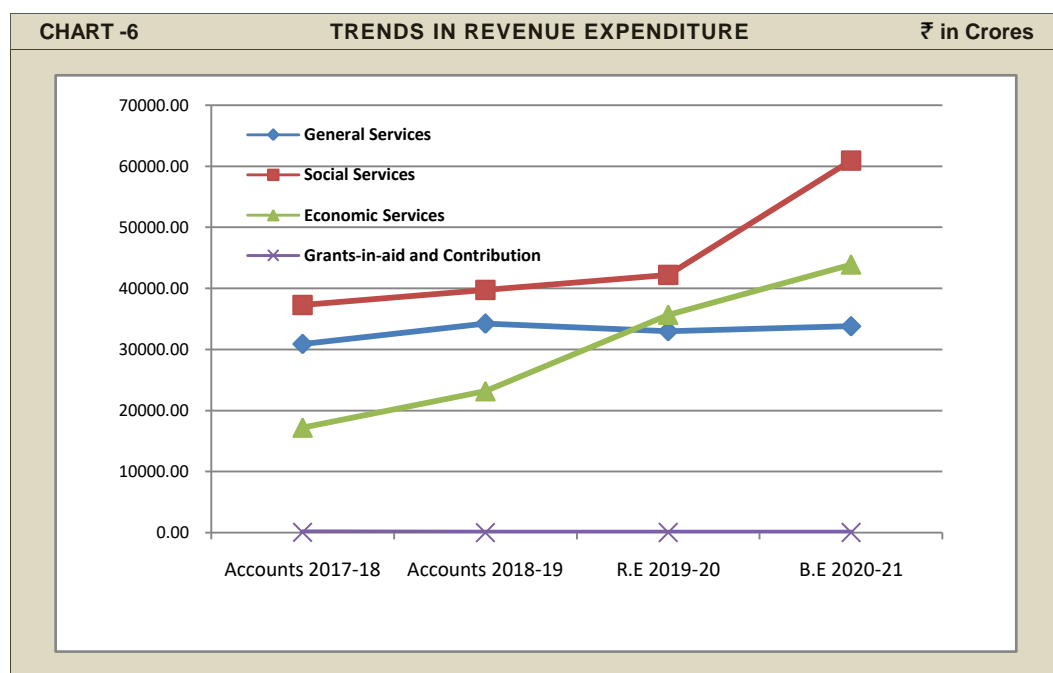
Particulars		Accounts 2017-18	Accounts 2018-19	R.E 2019-20	B.E 2020-21
<b>1</b>	<b>Taxes &amp; Duties</b>	<b>72,939.90</b>	<b>83,234.95</b>	<b>87,315.16</b>	<b>1,02,026.58</b>
I	Share of Central Taxes and Duties etc.	16,420.08	18,560.88	15,987.59	16,726.58
II	State Taxes	56,519.82	64,674.07	71,327.57	85,300.00
A	Land Revenue	4.12	0.42	5.39	6.94
B	Taxes on Sales, Trade	38,179.39	44,087.48	47,789.00	54,000.00
C	State Excise	9,421.33	10,637.56	12,600.00	16,000.00
D	Others	8,914.98	9,948.61	10,933.18	15,293.06
<b>2</b>	<b>Non-Tax Revenue</b>	<b>7,825.40</b>	<b>10,007.42</b>	<b>12,275.03</b>	<b>30,600.00</b>
<b>3.</b>	<b>Grant-in-Aid</b>	<b>8,058.80</b>	<b>8,177.79</b>	<b>11,338.13</b>	<b>10,525.36</b>
<b>Total</b>		<b>88,824.10</b>	<b>1,01,420.16</b>	<b>1,10,928.32</b>	<b>1,43,151.94</b>





## Trends in Revenue Expenditure

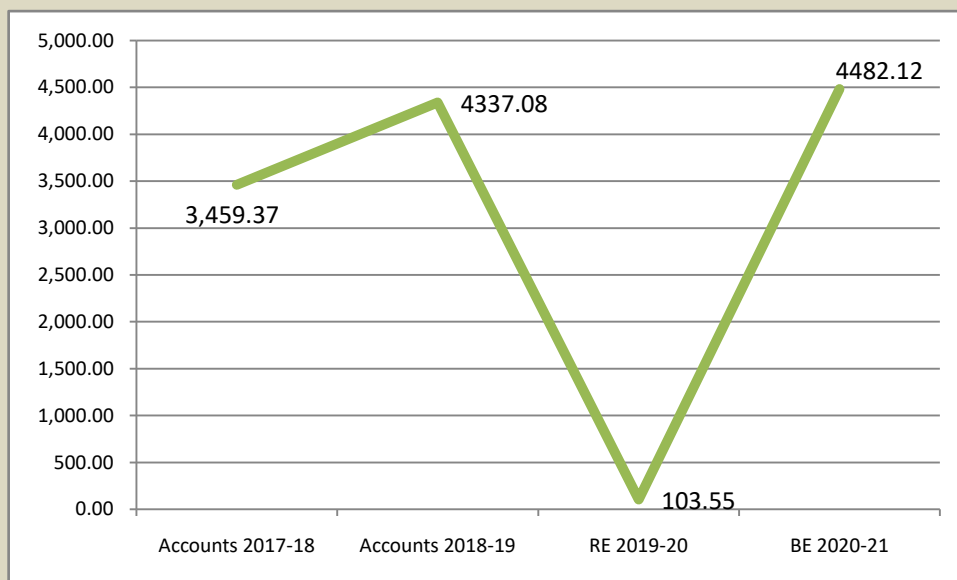
Particulars	Accounts 2017-18	Accounts 2018-19	R.E 2019-20	B.E 2020-21
1	2	3	4	5
<b>General Services</b>	<b>30,872.21</b>	<b>34,199.18</b>	<b>32,961.40</b>	<b>33,765.07</b>
<i>Tax Collection</i>	762.05	872.76	743.43	796.53
<i>Administrative Services</i>	6,691.73	7,653.11	6,619.58	7,251.60
<i>Others</i>	23,418.43	25,673.31	25,598.39	25,716.94
<b>Social Services</b>	<b>37,259.29</b>	<b>39,721.16</b>	<b>42,197.87</b>	<b>60,905.76</b>
<b>Economic Services</b>	<b>17,200.22</b>	<b>23,157.47</b>	<b>35,655.40</b>	<b>43,988.89</b>
<b>Grants-in-aid and Contribution</b>	<b>33.00</b>	<b>5.27</b>	<b>10.10</b>	<b>10.10</b>
<b>Total</b>	<b>85,364.72</b>	<b>97,083.08</b>	<b>1,10,824.77</b>	<b>1,38,669.82</b>



## Revenue Account Surplus or Deficit

**CHART -7** REVENUE ACCOUNTS SURPLUS (+) / DEFICIT (-) ₹ in Crores

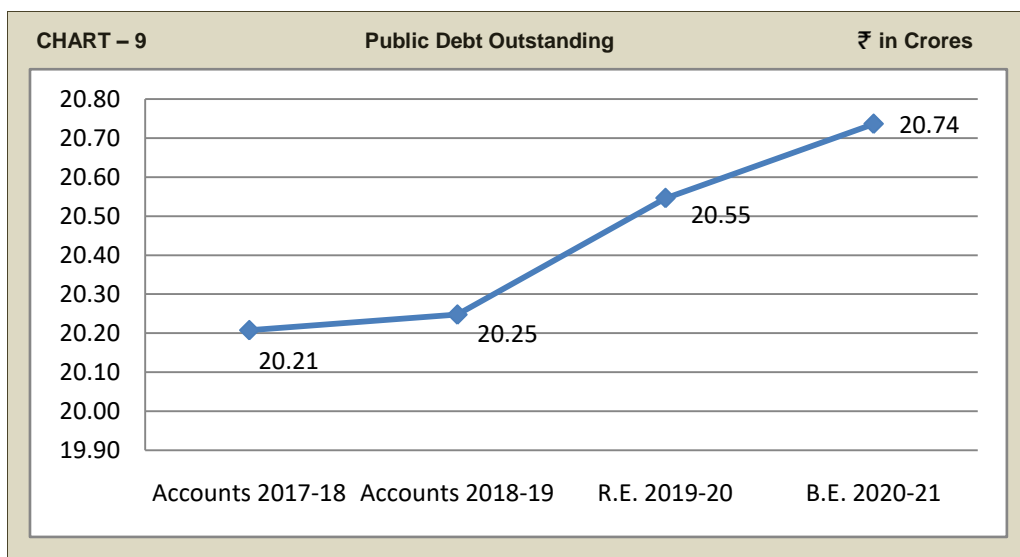
TABLE -7			₹ in Crores
Year	Receipts	Expenditure	Surplus(+)
Accounts 2017-18	88,824.09	85,364.72	3,459.37
Accounts 2018-19	1,01,420.16	97,083.08	4,337.08
RE 2019-20	1,10,928.32	1,10,824.77	103.55
BE 2020-21	1,43,151.94	1,38,669.82	4,482.12



## Public Debt Outstanding

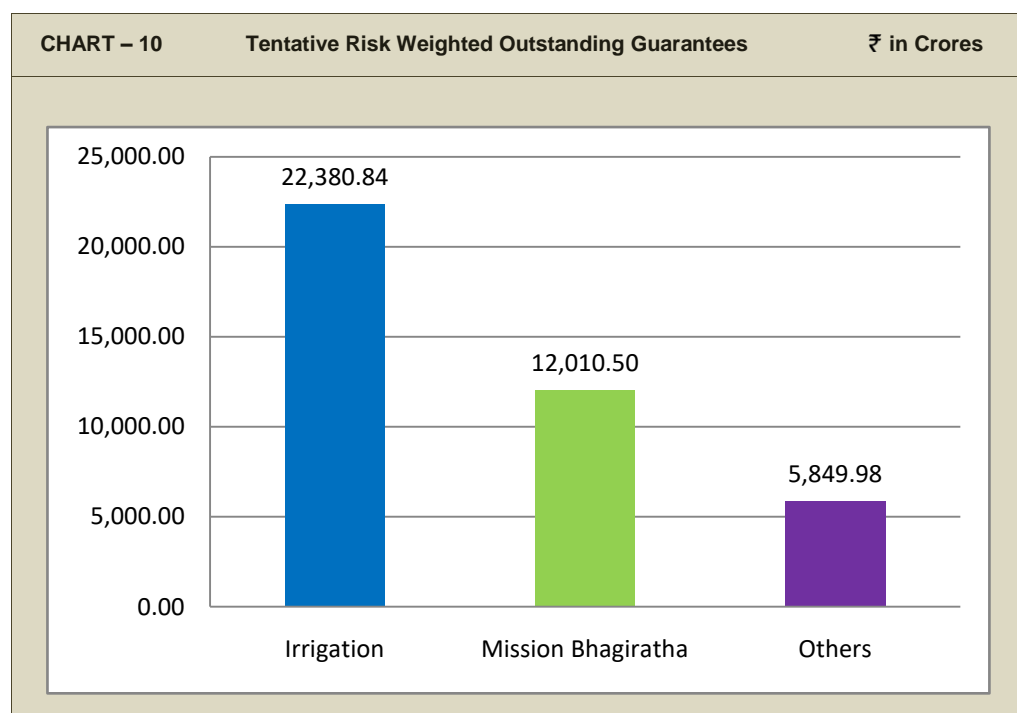
**TABLE – 9** ₹ in Crores

Year	Open Market Loans	Loans From Central Govt.	Loans from Autonomous bodies, etc.	Special Securities (Small Savings) & Provident Fund, etc.	Total	Percentage of GSDP
Accounts 2017-18	1,11,536.09	8,631.05	13,077.21	18,945.77	1,52,190.12	20.21
Accounts 2018-19	1,33,719.58	8,230.84	14,354.30	18,976.35	1,75,281.07	20.25
R.E. 2019-20	1,58,307.89	8,660.85	13,797.52	18,449.05	1,99,215.30	20.55
B.E. 2020-21	1,87,606.29	8,682.86	13,961.26	18,954.75	2,29,205.16	20.74



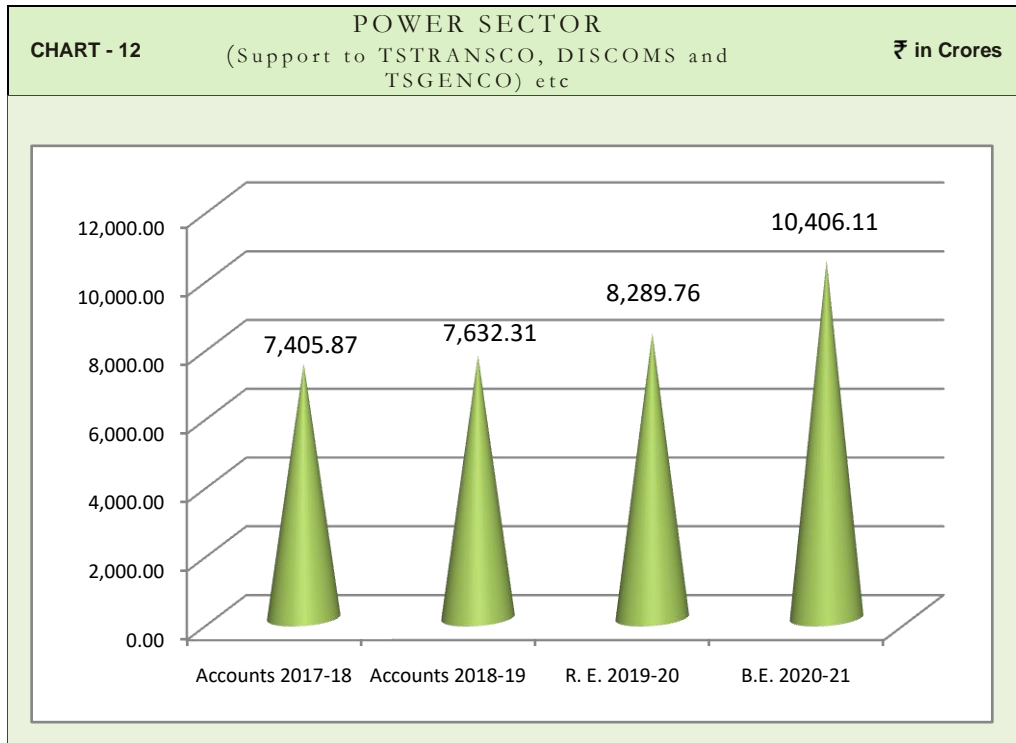
## Tentative Risk Weighted Outstanding Guarantees

Item	As on 01.03.2020
Irrigation	22,380.84
Mission Bhagiratha	12,010.50
Others	5,849.98
<b>Total</b>	<b>40,241.32</b>



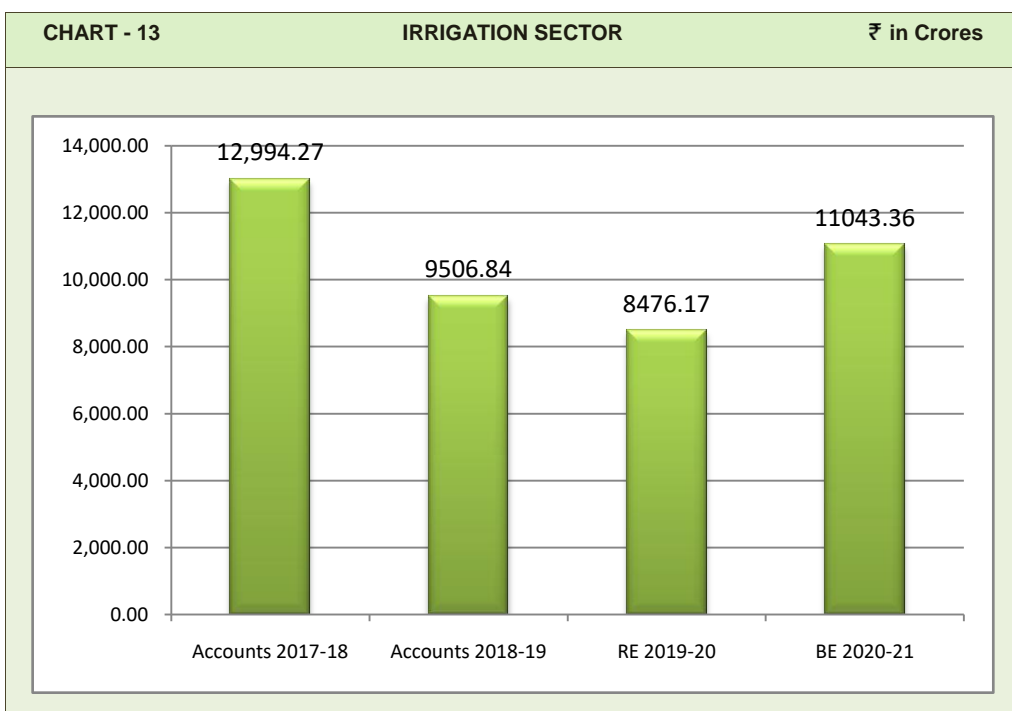
## Power Sector (Support to TSTRANSCO, DISCOMS and TSGENCO) etc.

TABLE - 12		₹ in Crores
YEAR	AMOUNT	
Accounts 2017-18	7,405.87	
Accounts 2018-19	7,632.31	
R. E. 2019-20	8,289.76	
B.E. 2020-21	10,406.11	



## Irrigation Sector

Particulars	₹ in Crores			
	Accounts 2017-18	Accounts 2018-19	R.E. 2019-20	B.E. 2020-21
Major & Medium Irrigation	11,544.33	8,364.73	7,794.30	10,406.59
Minor Irrigation	1,391.71	1,106.66	642.36	602.45
C.A.D	17.40	17.54	29.06	23.87
Flood Control and Drainage	40.83	17.91	10.45	10.45
<b>Total</b>	<b>12,994.27</b>	<b>9,506.84</b>	<b>8,476.17</b>	<b>11,043.36</b>



## An Analysis of Revenue Receipts

TABLE – 14		₹ in Lakhs			
PARTICULARS		Accounts 2017-18	Accounts 2018-19	R.E 2019-20	B.E 2020-21
<b>I</b>	<b>Share of central Taxes.(Income Tax, Union Excise Duties Additional Duties of Excise and Estate Duty)</b>	<b>14,53,192.00</b>	<b>18,56,088.00</b>	<b>15,98,759.00</b>	<b>16,72,658.00</b>
<b>II</b>	<b>Taxes on Income and Expenditure</b>	<b>41,135.02</b>	<b>48,582.32</b>	<b>58,600.00</b>	<b>75,266.00</b>
	Other Taxes on Income and Expenditure	41,135.02	48,582.32	58,600.00	75,266.00
<b>III</b>	<b>Taxes on Property</b>	<b>4,31,323.87</b>	<b>5,48,262.29</b>	<b>6,58,701.00</b>	<b>10,18,119.00</b>
	Land Revenue	411.75	42.40	539.00	694.00
	Stamps and Registration Fees	4,20,246.21	5,34,403.85	6,44,600.00	10,00,000.00
	Taxes on Immovable Property other than Agricultural Land	10,680.91	13,580.04	13,580.00	17,442.00
<b>IV</b>	<b>Taxes on Commodities</b>	<b>43,98,286.99</b>	<b>37,27,268.49</b>	<b>40,19,098.00</b>	<b>48,49,209.00</b>
	State Excise	9,42,133.01	10,63,756.41	12,60,000.00	16,00,000.00
	Taxes on Sales, Trade etc.,	25,10,648.44	20,29,049.59	21,97,200.00	26,40,000.00
	Taxes on Vehicles	3,58,948.23	3,76,193.63	3,71,400.00	4,30,000.00
	Taxes on Goods and Passengers	8,763.09	18,854.17	0.00	0.00
	Taxes and Duties on Electricity	39,699.35	1,597.39	2,563.00	3,291.00
	Other Taxes and Duties	12,024.87	1,648.30	2,575.00	3,307.00
<b>V</b>	<b>Non-Tax Revenue</b>	<b>7,82,539.93</b>	<b>10,00,742.47</b>	<b>12,27,503.00</b>	<b>30,60,000.00</b>
	Interest Receipts, Dividends	21,655.16	15,326.00	24,518.00	28,414.00
	General Services	1,17,013.47	4,16,911.58	6,93,552.00	14,87,996.00
	Social Services	71,145.57	80,318.52	94,120.00	9,53,568.00
	Economic Services	5,72,725.73	4,88,186.37	4,15,313.00	5,90,022.00
<b>VI</b>	<b>Grants-in-Aid and contributions</b>	<b>8,05,879.66</b>	<b>8,17,778.74</b>	<b>11,33,813.33</b>	<b>10,52,536.00</b>