

# P R E F A C E

This volume of Budget 2019-20, “Telangana Budget in Brief” provides an overview of the budget proposals of the Government for the year.

Statistical tables and graphs are provided in the book to highlight the salient features of the Budget 2019-20.



# C O N T E N T S

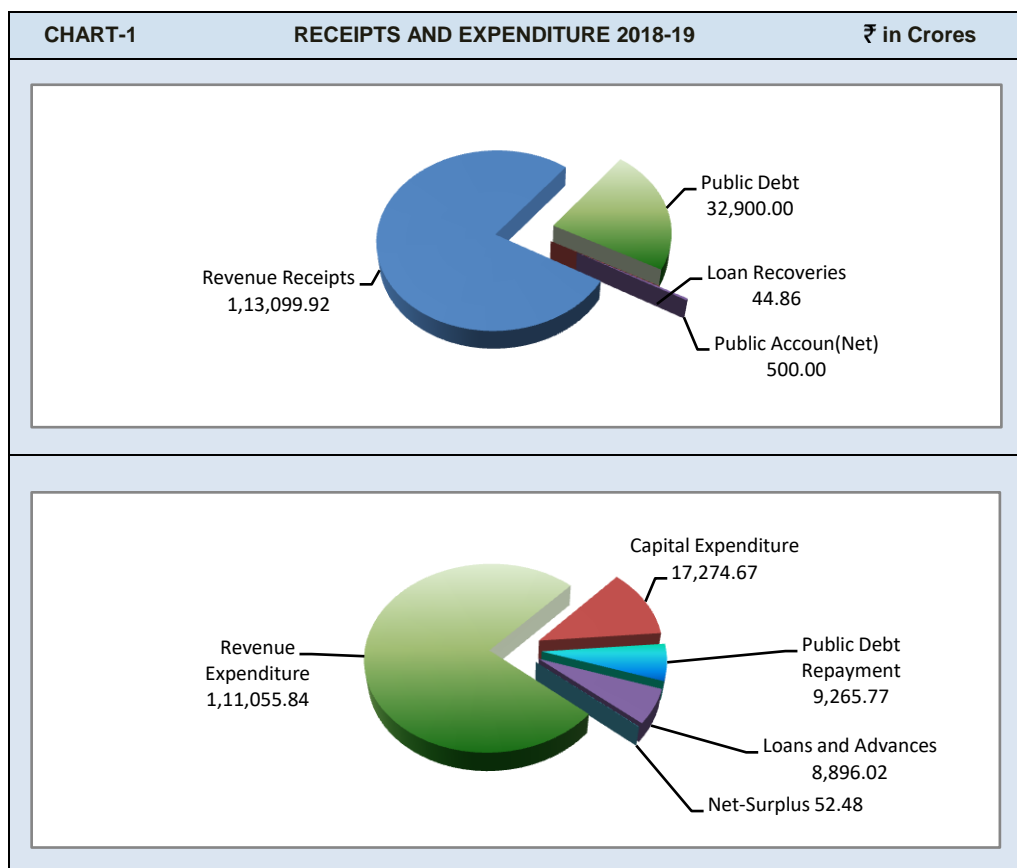
S.No	TABLE AND CHARTS	Page.No
OVERVIEW OF BUDGET		
1	Telangana Budget at a Glance 2019-20	4
2	Overall Budgetary position	5
3	Revenue Account Receipts and Expenditure	6
4	Revenue and expenditure of the State	7
ANALYSIS OF BUDGET TRENDS		
5	Trends in Revenue Receipts	8
6	Trends in Revenue Expenditure	9
7	Revenue Account Surplus or Deficit	10
8	Public Debt Outstanding	11
9	Government Guarantees Outstanding	12
ALLOCATION TO IMPORTANT SECTORS IN STATE BUDGET		
10	Power Sector	13
11	Irrigation Sector	14
DETAILS OF RECEIPTS		
12	An Analysis of Revenue Receipts	15

## Telangana Budget at a Glance 2019-20

				₹ in Crores
Particulars	Accounts 2017-18	BE 2018-19	RE 2018-19	BE 2019-20
(1)	(2)	(3)	(4)	(5)
<b>I Opening Balance</b>	<b>-167.19</b>	<b>311.90</b>	<b>78.10</b>	<b>462.01</b>
<b>II Revenue Receipts</b>	<b>88,824.09</b>	<b>1,30,975.11</b>	<b>1,19,099.13</b>	<b>1,13,099.92</b>
1 Share of Central Taxes	16,420.08	19,207.43	17,960.01	19,718.57
2 Tax Revenue	56,519.82	73,751.88	66,749.75	69,328.57
3 Non Tax Revenue	7,825.40	8,973.92	6,347.49	15,875.03
4 Grants-in-aid	8,058.80	29,041.88	28,041.88	8,177.75
<b>III Capital Receipts</b>	<b>54,554.40</b>	<b>43,507.17</b>	<b>42,507.92</b>	<b>33,444.86</b>
5 Open Market Loans	24,600.00	31,500.00	31,500.00	31,000.00
6 Floating Debt(Gross)	22,921.77	100.00	100.00	100.00
7 Loans from the GOI	636.68	800.00	800.00	800.00
8 Other Loans	994.95	800.00	800.00	1,000.00
9 Deposits Transactions etc.(Net)	5,263.03	2,500.00	2,500.75	500.00
10 Loans and Advances	137.97	7,807.17	6,807.17	44.86
11 Other Receipts				
12 Contingency Fund(Net)				
<b>IV Total Receipts(II + III)</b>	<b>1,43,378.49</b>	<b>1,74,482.28</b>	<b>1,61,607.06</b>	<b>1,46,544.78</b>
<b>V Revenue Expenditure</b>	<b>85,364.72</b>	<b>1,25,454.70</b>	<b>1,19,026.94</b>	<b>1,11,055.84</b>
13 Of which Interest Payments	10,835.54	11,691.11	11,696.44	14,574.73
<b>VI Capital Expenditure</b>	<b>23,902.03</b>	<b>33,369.10</b>	<b>26,888.53</b>	<b>17,274.67</b>
<b>VII Loans and Advances</b>	<b>6,209.17</b>	<b>9,035.55</b>	<b>8,713.41</b>	<b>8,896.02</b>
<b>VIII Capital Disbursements (14 to 18)</b>	<b>27,657.29</b>	<b>6,594.48</b>	<b>6,594.26</b>	<b>9,265.77</b>
14 Floating Debt	22,921.77	100.00	100.00	100.00
15 Public Debt Repayment	2,771.75	4,557.12	4,557.12	6,411.69
16 Loans Form GOI	411.62	403.37	403.13	369.99
17 Other Loans	1,552.14	1,533.99	1534.00	2384.09
18 Interstate Settlement	186.19	0.00	0.00	0.00
<b>IX Total Expenditure</b>	<b>1,43,133.21</b>	<b>1,74,453.84</b>	<b>1,61,223.14</b>	<b>1,46,492.30</b>
<b>X Overall Transactions(IV – IX)</b>	<b>245.28</b>	<b>28.44</b>	<b>383.92</b>	<b>52.48</b>
<b>XI Closing Balance(I + X)</b>	<b>78.10</b>	<b>340.34</b>	<b>462.01</b>	<b>514.50</b>
<b>XII Revenue Surplus(II – V)</b>	<b>3,459.37</b>	<b>5,520.41</b>	<b>72.19</b>	<b>2,044.08</b>
<b>XIII Fiscal Deficit(XII - VI - VII + 10)</b>	<b>-26,700.05</b>	<b>-29,077.07</b>	<b>-28,722.58</b>	<b>-24,081.74</b>
<b>XIV Primary Deficit(XIII - 13)</b>	<b>-15,678.32</b>	<b>-17,385.96</b>	<b>-17,026.13</b>	<b>-9,507.01</b>

## Overall Budgetary Position 2019-20

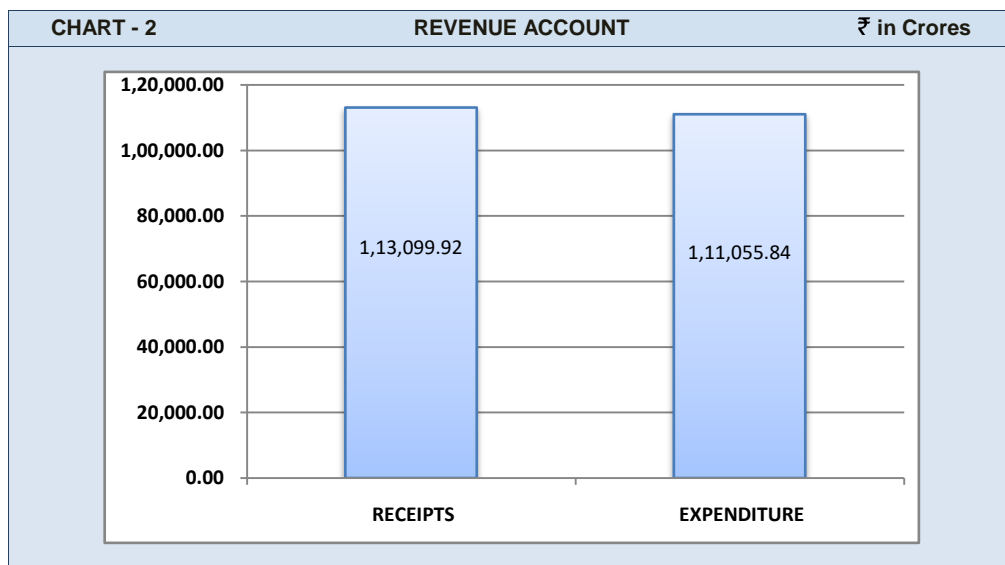
TABLE - 1	₹ in Crores
Revenue Receipts	1,13,099.92
Public Debt	32,900.00
Loan Recoveries	44.86
Public Account (Net)	500.00
<b>Total Receipts</b>	<b>1,46,544.78</b>
Revenue Expenditure	1,11,055.84
Capital Expenditure	17,274.67
Public Debt Repayment	9,265.77
Loans and Advances	8,896.02
<b>Total Expenditure</b>	<b>1,46,492.30</b>
<b>Net-Surplus (+)</b>	<b>52.48</b>



## Revenue Account Receipts and Expenditure

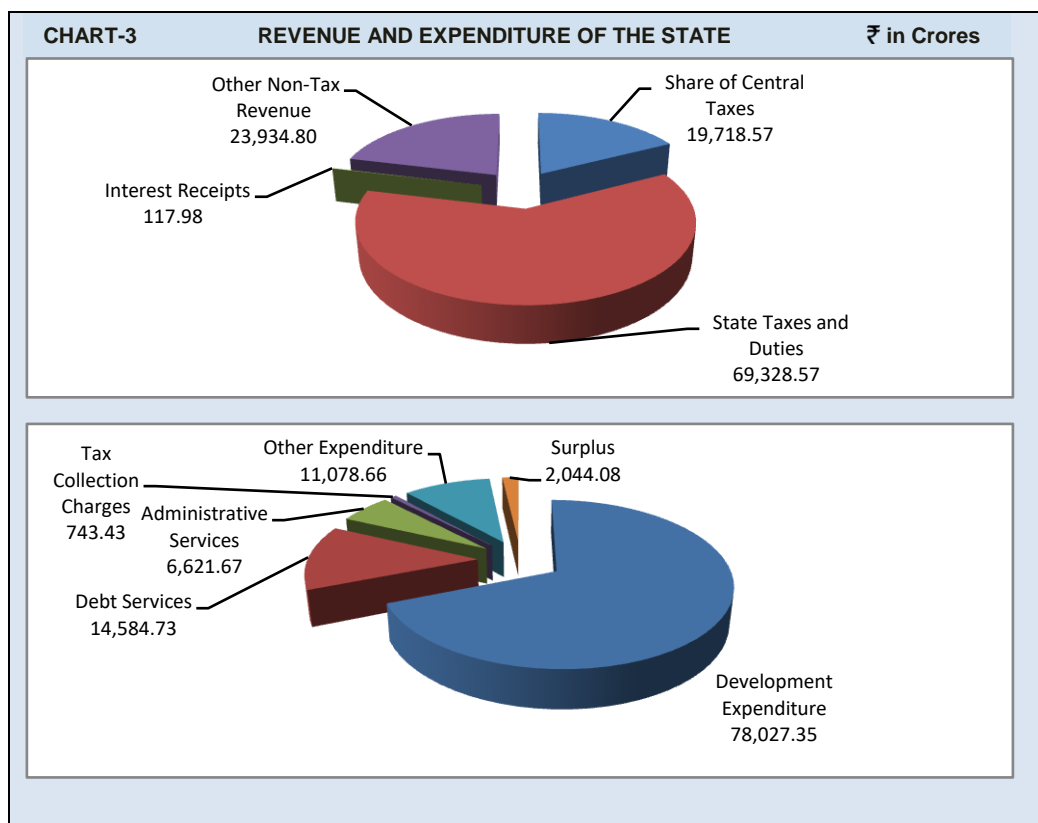
The Receipts on revenue Account during the year 2019-20 are estimated at ₹ 1,13,099.92 Crores and the expenditure is estimated to be ₹ 1,11,055.84 Crores. The Estimate for 2019-20 reveals a Revenue Surplus (+) of ₹ 2,044.08 Crores.

Particulars	Accounts 2017-18	Revised Estimate 2018-19	Budget Estimate 2019-20
1	2	3	4
Revenue Receipts	88,824.09	1,19,099.13	1,13,099.92
Revenue Expenditure	85,364.72	1,19,026.94	1,11,055.84
Surplus (+)	3459.37	72.19	2,044.08



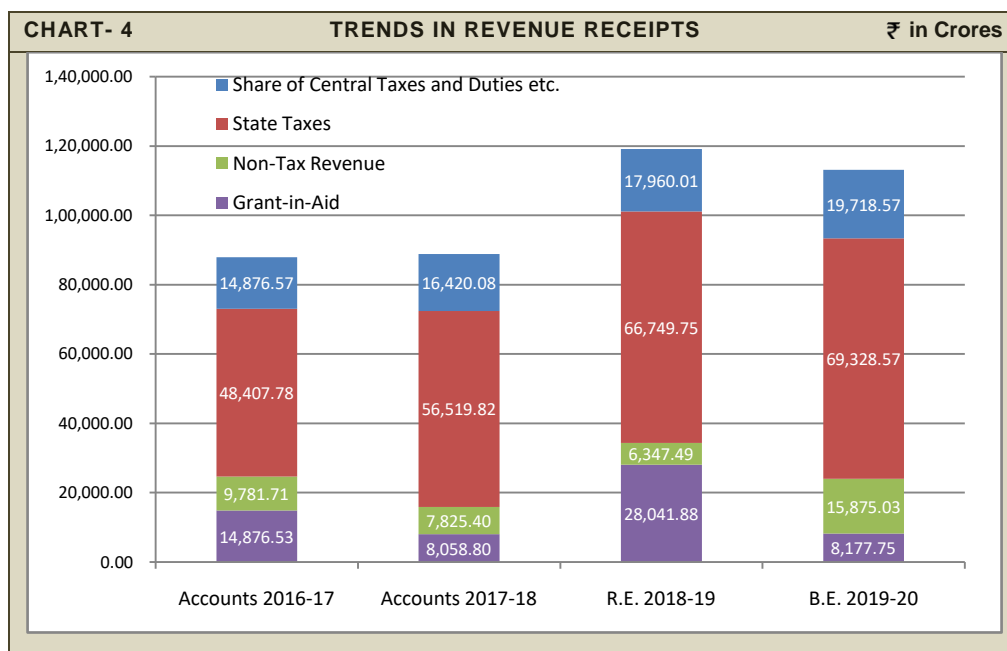
## Revenue and Expenditure of the State

<b>Receipts</b>		<b>Expenditure</b>	
Taxes and Duties		Development Expenditure	78,027.35
<i>Share of Central Taxes</i>	19,718.57	Debt Services	14,584.73
<i>State Taxes and Duties</i>	69,328.57	Administrative Services	6,621.67
Non-Tax Revenue		Tax Collection Charges	743.43
<i>Interest Receipts</i>	117.98	Other Expenditure	11,078.66
<i>Other Non-Tax Revenue (including Grants-in-Aid from Center)</i>	23,934.80		
<b>Total</b>	<b>1,13,099.92</b>	<b>Total</b>	<b>1,11,055.84</b>
Deficit		Surplus	2,044.08
<b>Grand Total</b>	<b>1,13,099.92</b>	<b>Grand Total</b>	<b>1,13,099.92</b>



## Trends in Revenue Receipts

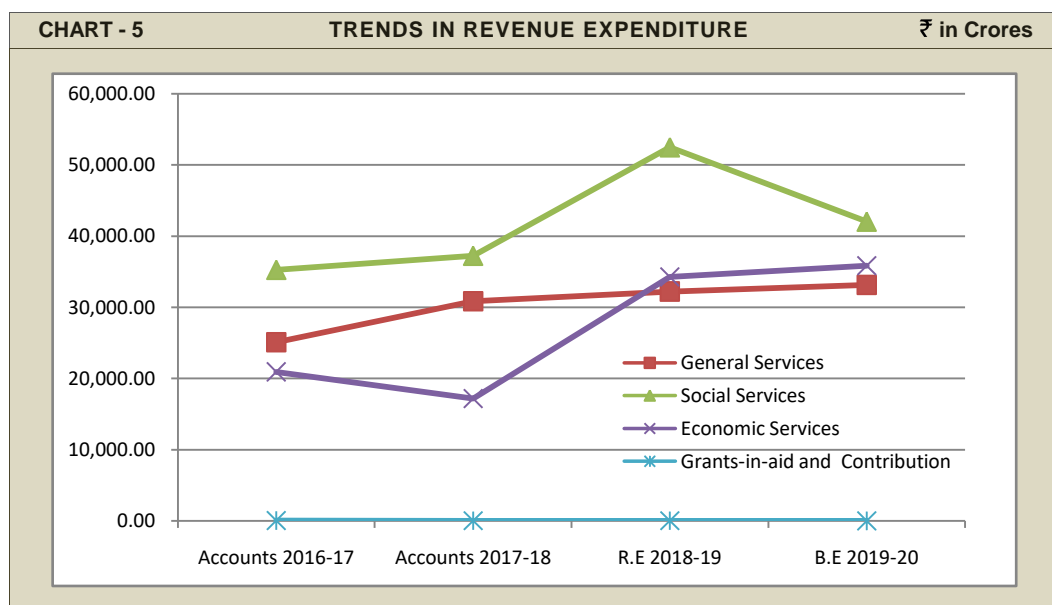
Particulars		Accounts 2016-17	Accounts 2017-18	R.E 2018-19	B.E 2019-20
<b>1</b>	<b>Taxes &amp; Duties</b>	<b>63,284.35</b>	<b>72,939.90</b>	<b>84,709.76</b>	<b>89,047.14</b>
I	Share of Central Taxes and Duties etc.	14,876.57	16,420.08	17,960.01	19,718.57
II	State Taxes	48,407.78	56,519.82	66,749.75	69,328.57
A	Land Revenue	6.70	4.12	1.31	5.39
B	Taxes on Sales, Trade	34,234.69	38,179.39	44,402.50	47,789.00
C	State Excise	5,580.71	9,421.33	10,313.69	10,901.00
D	Others	8,585.68	8,914.98	12,032.25	10,633.18
<b>2</b>	<b>Non-Tax Revenue</b>	<b>9,781.71</b>	<b>7,825.40</b>	<b>6,347.49</b>	<b>15,875.03</b>
<b>3.</b>	<b>Grant-in-Aid</b>	<b>14,876.53</b>	<b>8,058.80</b>	<b>28,041.88</b>	<b>8,177.75</b>
<b>Total</b>		<b>82,817.96</b>	<b>88,824.10</b>	<b>1,19,099.13</b>	<b>1,13,099.92</b>





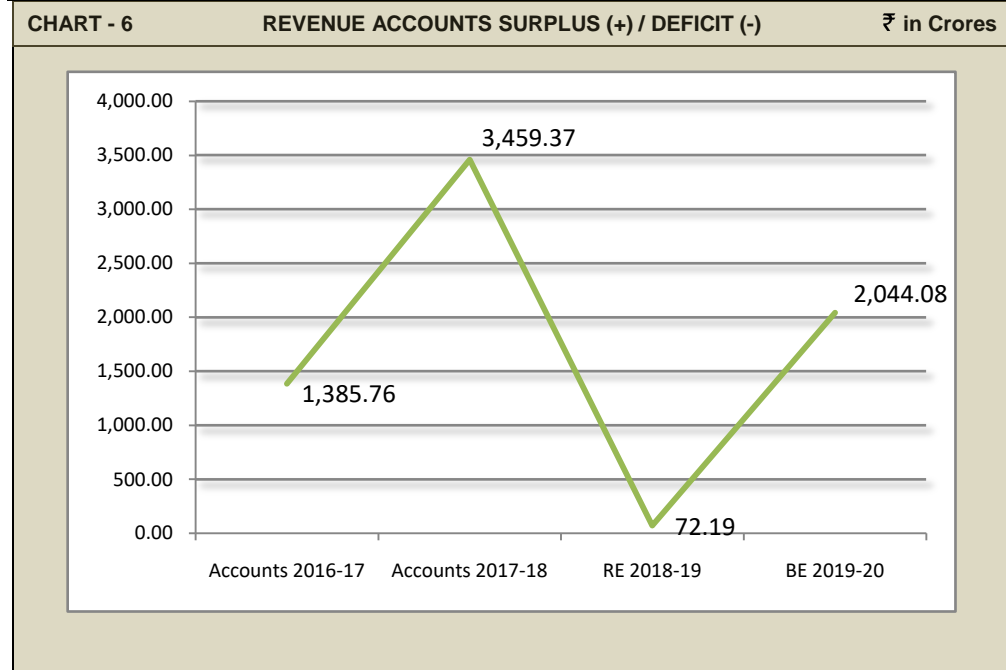
## Trends in Revenue Expenditure

Particulars	Accounts 2016-17	Accounts 2017-18	R.E 2018-19	B.E 2019-20
1	2	3	4	5
<b>General Services</b>	<b>25,124.99</b>	<b>30,872.21</b>	<b>32,232.49</b>	<b>33,153.26</b>
Tax Collection	565.62	762.05	845.32	743.43
Administrative Services	6,072.04	6,691.73	6,867.44	6,621.67
Others	18,487.33	23,418.43	24,519.73	25,788.16
<b>Social Services</b>	<b>35,285.56</b>	<b>37,259.29</b>	<b>52,489.23</b>	<b>42,051.24</b>
<b>Economic Services</b>	<b>20,949.81</b>	<b>17,200.22</b>	<b>34,272.05</b>	<b>35,841.25</b>
<b>Grants-in-aid and Contribution</b>	<b>71.84</b>	<b>33.00</b>	<b>33.16</b>	<b>10.10</b>
<b>Total</b>	<b>81,432.20</b>	<b>85,364.72</b>	<b>1,19,026.93</b>	<b>1,11,055.85</b>



## Revenue Account Surplus or Deficit

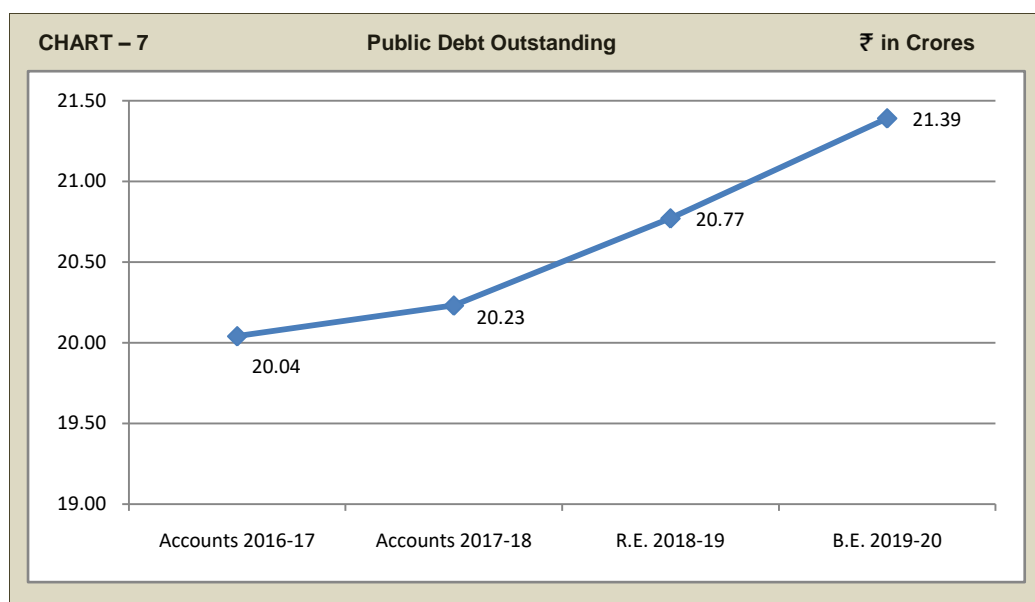
Year	Receipts	Expenditure	Surplus(+)
Accounts 2016-17	82,817.96	81,432.20	1,385.76
Accounts 2017-18	88,824.09	85,364.72	3,459.37
RE 2018-19	1,19,099.13	1,19,026.94	72.19
BE 2019-20	1,13,099.92	1,11,055.84	2,044.08



## Public Debt Outstanding

**TABLE – 7** ₹ in Crores

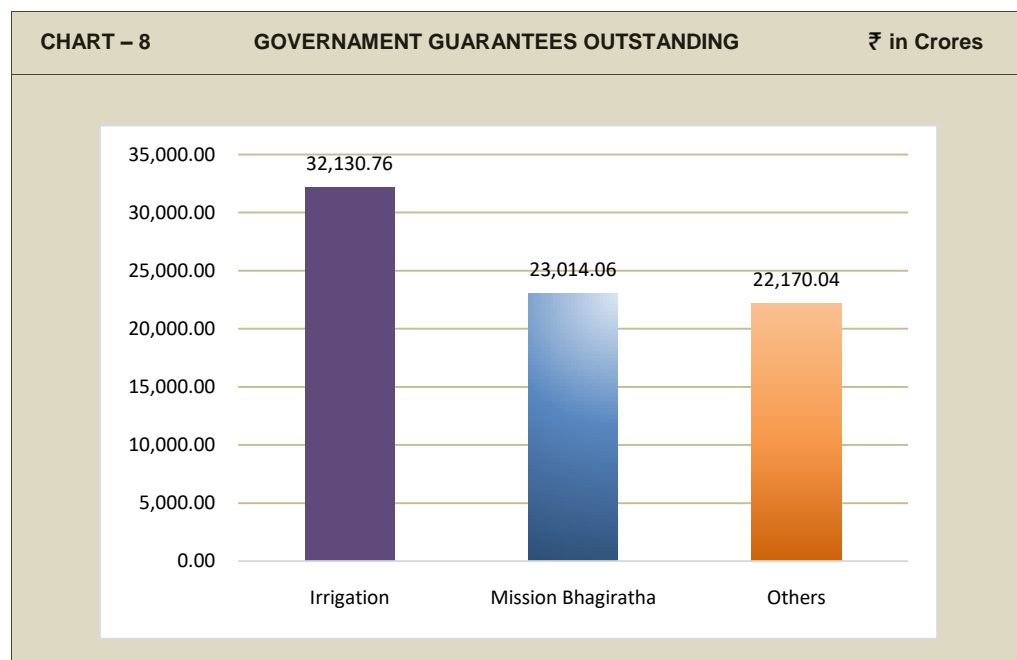
Year	Open Market Loans	Loans From Central Govt.	Loans from Autonomous bodies, etc.	Special Securities (Small Savings) & Provident Fund, etc.	Total	Percentage of GSDP
Accounts 2016-17	89,707.84	8,405.99	12,649.14	18,768.91	1,29,531.89	20.04
Accounts 2017-18	1,11,536.09	8,631.05	13,077.21	18,945.77	1,52,190.12	20.23
R.E. 2018-19	1,38,478.97	9,027.92	12,948.60	19,340.38	1,79,795.88	20.77
B.E. 2019-20	1,63,067.27	9,457.93	12,391.82	18,813.08	2,03,730.10	21.39



## Government Guarantees Outstanding

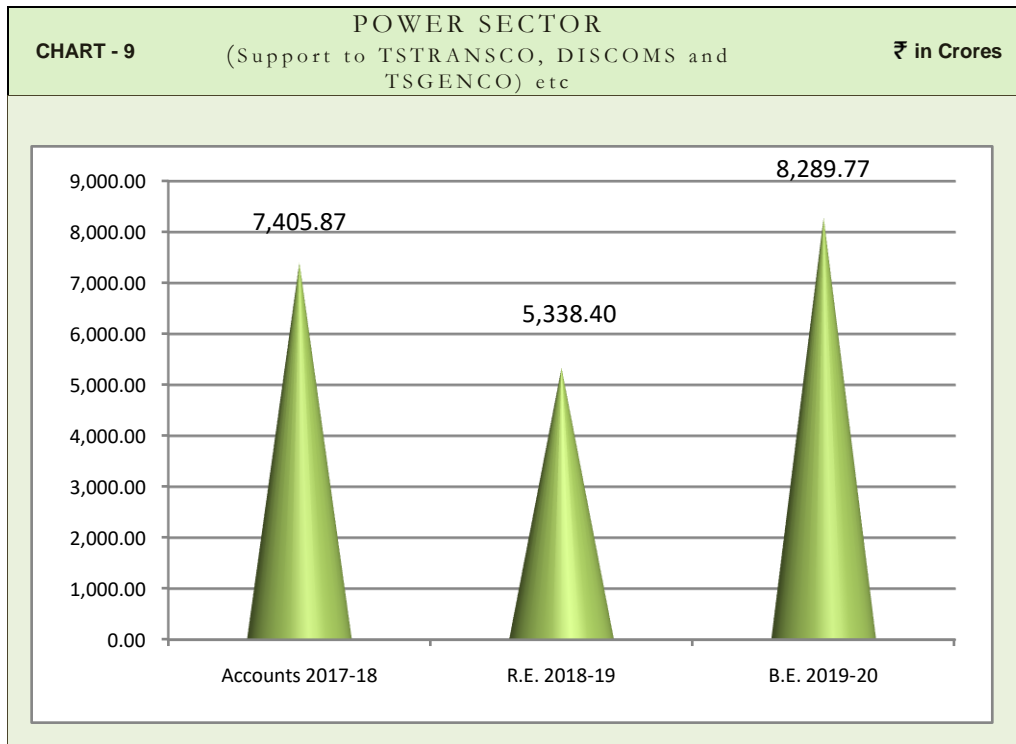
**TABLE – 8**

Item	As on 01.03.2019
Irrigation	32,130.76
Mission Bhagiratha	23,014.06
Others	22,170.04
<b>Total</b>	<b>77,314.86</b>



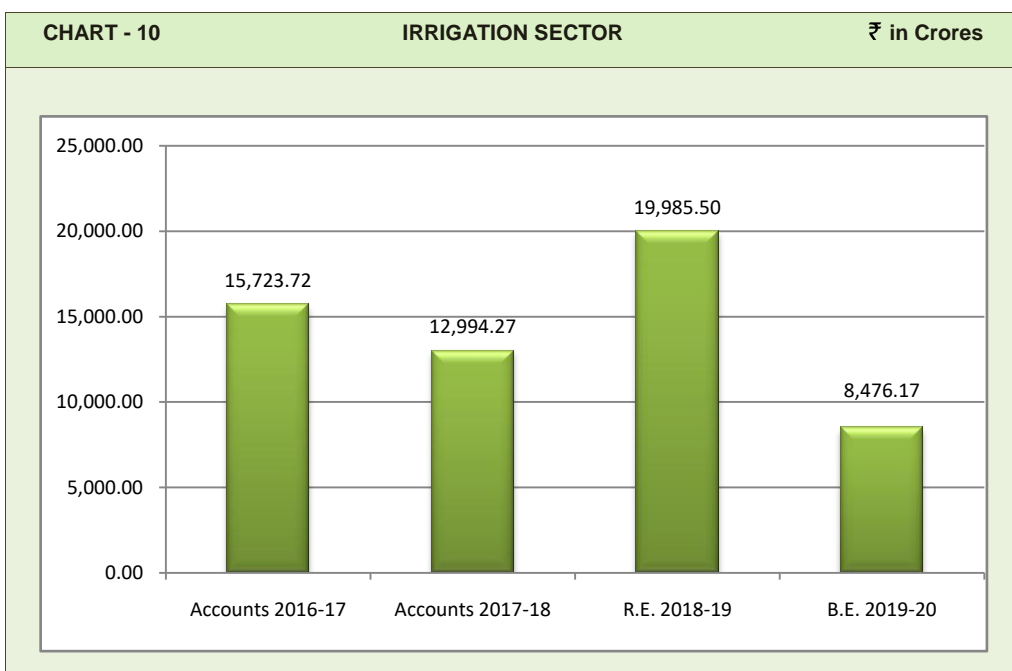
**P**ower Sector (Support to TSTRANSCO, DISCOMS and TSGENCO) etc.

TABLE - 9		₹ in Crores
YEAR	AMOUNT	
Accounts 2017-18	7,405.87	
R. E. 2018-19	5,338.40	
B.E. 2019-20	8,289.77	



## Irrigation Sector

Particulars	₹ in Crores			
	Accounts 2016-17	Accounts 2017-18	R.E. 2018-19	B.E. 2019-20
Major & Medium Irrigation	13,465.26	11,544.33	17,481.64	7,794.30
Minor Irrigation	2,076.71	1,391.71	2,208.50	642.36
C.A.D	18.53	17.40	195.36	29.06
Flood Control and Drainage	163.32	40.83	100.00	10.45
<b>Total</b>	<b>15,723.72</b>	<b>12,994.27</b>	<b>19,985.50</b>	<b>8,476.17</b>



## An Analysis of Revenue Receipts

TABLE – 11		₹ in Crores			
PARTICULARS		Accounts 2016-17	Accounts 2017-18	R.E 2018-19	B.E 2019-20
<b>I</b>	<b>Share of central Taxes.(Income Tax, Union Excise Duties Additional Duties of Excise and Estate Duty)</b>	<b>14,876.57</b>	<b>16,420.08</b>	<b>17,960.01</b>	<b>19,718.57</b>
<b>II</b>	<b>Taxes on Income and Expenditure</b>	<b>386.46</b>	<b>411.35</b>	<b>433.07</b>	<b>586.00</b>
	Other Taxes on Income and Expenditure	386.46	411.35	433.07	586.00
<b>III</b>	<b>Taxes on Property</b>	<b>3,962.10</b>	<b>4,313.24</b>	<b>6,725.96</b>	<b>6,287.01</b>
	Land Revenue	6.70	4.12	1.31	5.39
	Stamps and Registration Fees	3,821.66	4,202.46	6,689.61	6,146.00
	Taxes on Immovable Property other than Agricultural Land	122.84	106.81	35.22	135.80
<b>IV</b>	<b>Taxes on Commodities</b>	<b>50,862.73</b>	<b>43,982.87</b>	<b>38,988.18</b>	<b>39,133.07</b>
	State Excise	5,580.71	9,421.33	10,313.69	10,901.00
	Taxes on Sales, Trade etc.,	34,234.69	25,106.48	22,138.00	21,972.00
	Taxes on Vehicles	3,394.16	3,589.48	4,024.09	3,714.00
	Taxes on Goods and Passengers	11.29	87.63	1.70	0.00
	Taxes and Duties on Electricity	514.01	396.99	347.21	25.63
	Other Taxes and Duties	335.26	120.25	1.36	25.75
<b>V</b>	<b>Non-Tax Revenue</b>	<b>9,781.71</b>	<b>7,825.40</b>	<b>6,347.49</b>	<b>15,875.03</b>
	Interest Receipts, Dividends	1,860.87	216.55	342.75	245.18
	General Services	2,380.34	1,170.13	846.83	10,535.52
	Social Services	1,993.03	711.46	895.96	941.20
	Economic Services	3,547.47	5,727.26	4,261.95	4,153.13
<b>VI</b>	<b>Grants-in-Aid and contributions</b>	<b>14,876.53</b>	<b>8,058.80</b>	<b>28,041.88</b>	<b>8,177.75</b>