

## P R E F A C E

This volume of Budget 2022-23, “Telangana Budget in Brief” provides an overview of the budget proposals of the Government for the year.

Statistical tables and graphs are provided in the book to highlight the salient features of the Budget 2022-23.



# C O N T E N T S

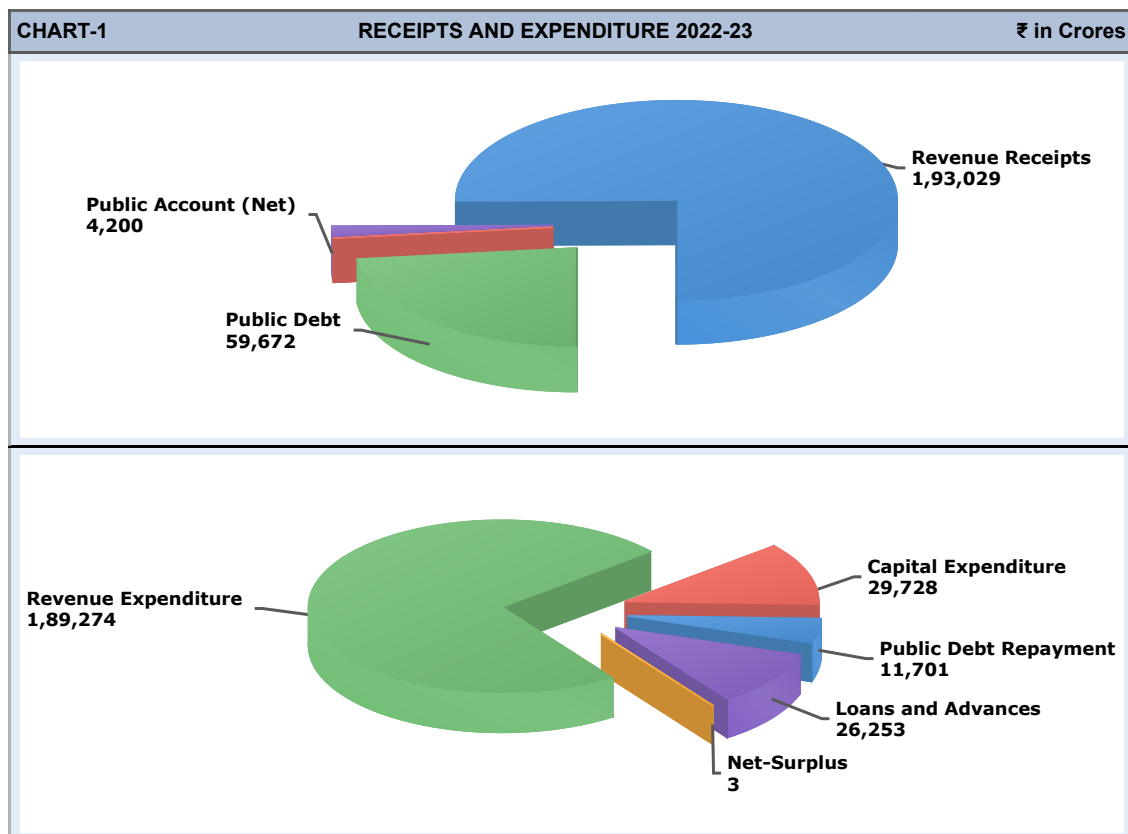
S.No	TABLE AND CHARTS	Page.No
<b>OVERVIEW OF BUDGET</b>		
1	Telangana Budget at a Glance 2022-23	4
2	Overall Budgetary position	5
3	Revenue Account Receipts and Expenditure	6
4	Revenue and expenditure of the State	7
<b>ANALYSIS OF BUDGET TRENDS</b>		
5	Trends in Revenue Receipts	8
6	Trends in Revenue Expenditure	9
7	Public Debt Outstanding	10
<b>ALLOCATION TO IMPORTANT SECTORS IN STATE BUDGET</b>		
8	Power Sector	11
9	Irrigation Sector	12
<b>DETAILS OF RECEIPTS</b>		
10	An Analysis of Revenue Receipts	13

## Telangana Budget at a Glance 2022-23

₹ in Crores				
Particulars	Accounts 2020-21	BE 2021-22	RE 2021-22	BE 2022-23
(1)	(2)	(3)	(4)	(5)
<b>I Opening Balance</b>	<b>- 1,689.15</b>	<b>- 1,676.22</b>	<b>- 5.67</b>	<b>- 111.34</b>
<b>II Revenue Receipts</b>	<b>1,00,914.36</b>	<b>1,76,126.94</b>	<b>1,56,126.94</b>	<b>1,93,029.40</b>
1 State Share in Central Taxes	12,691.62	13,990.13	13,990.13	18,394.11
2 Tax Revenue	66,650.37	92,910.00	92,910.00	1,08,211.93
3 Non Tax Revenue	6,101.24	30,557.35	20,557.35	25,421.63
4 Grants-in-aid	15,471.13	38,669.46	28,669.46	41,001.73
<b>III Capital Receipts</b>	<b>58,316.35</b>	<b>53,750.00</b>	<b>53,750.00</b>	<b>63,832.37</b>
5 Open Market Loans	43,784.00	47,500.00	47,500.00	53,970.00
6 Floating Debt(Net)	0.00	0.00	0.00	0.00
7 Loans from the GOI	285.34	200.00	200.00	4,102.00
8 Other Loans	683.01	1,500.00	1,500.00	1,500.00
9 Deposits Transactions etc.(Net)	11,121.42	4,500.00	4,500.00	4,200.37
10 Loans and Advances	58.36	50.00	50.00	60.00
11 Other Receipts (Loans showed in GOI Books GST Compensation)	2,380.00	0	0	0
12 Contingency Fund Net	4.22	0.00	0.00	0.00
<b>IV Total Receipts (II+III)</b>	<b>1,59,230.71</b>	<b>2,29,876.94</b>	<b>2,09,876.94</b>	<b>2,56,861.77</b>
<b>V Revenue Expenditure</b>	<b>1,23,212.38</b>	<b>1,69,383.44</b>	<b>1,51,731.94</b>	<b>1,89,274.82</b>
13 Of which Interest Payments	16,841.36	17,584.38	17,584.38	18,911.88
<b>VI Capital Expenditure</b>	<b>15,922.11</b>	<b>29,046.77</b>	<b>25,954.92</b>	<b>29,728.44</b>
<b>VII Loans and Advances</b>	<b>10,868.27</b>	<b>23,256.33</b>	<b>23,256.33</b>	<b>26,253.36</b>
<b>VIII Capital Disbursements(14 to 17)</b>	<b>7,544.47</b>	<b>9,039.42</b>	<b>9,039.42</b>	<b>11,601.90</b>
14 Public Debt Repayment	5,001.61	6,460.40	6,460.40	8,336.00
15 Loans Form GOI	489.70	438.98	438.98	367.94
16 Other Loans	2,045.37	2,140.04	2,140.04	2,897.96
17 Interstate Settlement	7.78	0.00	0.00	0.00
<b>IX Total Expenditure</b>	<b>1,57,547.23</b>	<b>2,30,725.96</b>	<b>2,09,982.61</b>	<b>2,56,858.51</b>
<b>X Overall Transactions(IV – IX)</b>	<b>1,683.48</b>	<b>- 849.02</b>	<b>- 105.67</b>	<b>3.26</b>
<b>XI Closing Balance(I + X)</b>	<b>- 5.67</b>	<b>- 2,525.24</b>	<b>- 111.34</b>	<b>- 108.08</b>
<b>XII Revenue Surplus(II – V)</b>	<b>- 22,298.03</b>	<b>6,743.50</b>	<b>4,395.00</b>	<b>3,754.58</b>
<b>XIII Fiscal Deficit(XII - VI - VII + 10-17)</b>	<b>49,037.83</b>	<b>45,509.60</b>	<b>44,766.25</b>	<b>52,167.21</b>
<b>XIV Primary Deficit(XIII - 13)</b>	<b>32,196.47</b>	<b>27,925.22</b>	<b>27,181.87</b>	<b>33,255.33</b>

## Overall Budgetary Position 2022-23

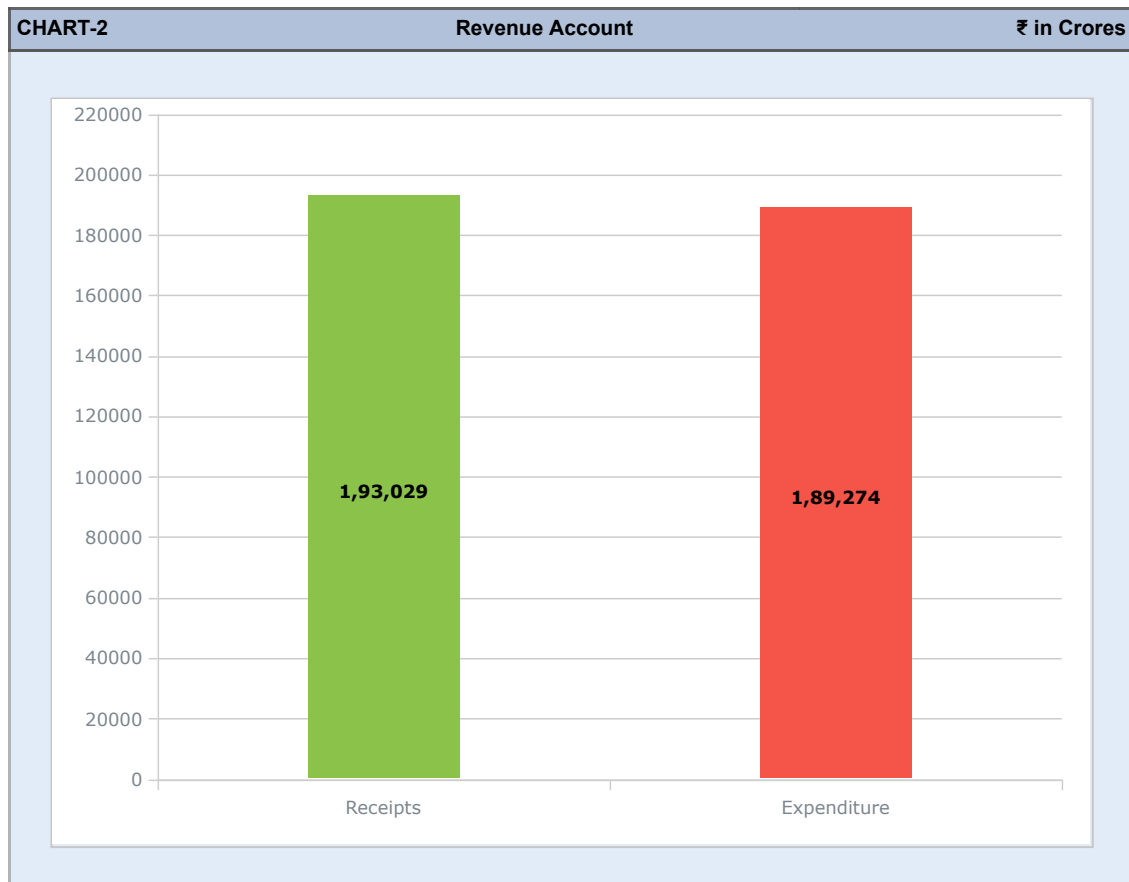
TABLE - 1	₹ in Crores
Revenue Receipts	1,93,029.40
Public Debt	59,672.000
Loan Recoveries	60.00
Public Account (Net)	4,200.37
<b>Total Receipts</b>	<b>2,56,961.77</b>
Revenue Expenditure	1,89,274.82
Capital Expenditure	29,728.44
Public Debt Repayment	11,701.90
Loans and Advances	26,253.36
<b>Total Expenditure</b>	<b>2,56,958.51</b>
<b>Net-Surplus (+)</b>	<b>3.26</b>



## Revenue Account Receipts and Expenditure

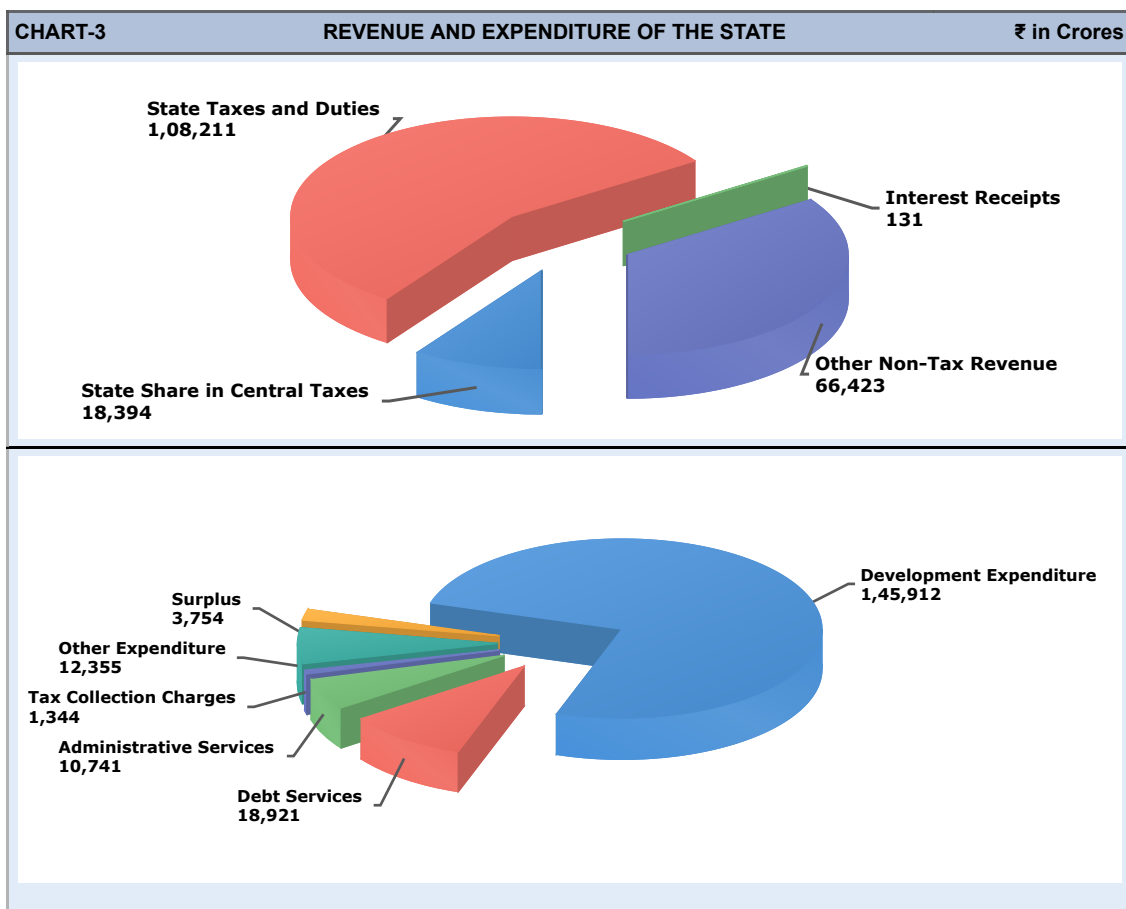
The Receipts on revenue Account during the year 2022-23 are estimated at 1,93,029.40 Crores and the expenditure is estimated to be 1,89,274.82 Crores. The Estimate for 2022-23 reveals a Revenue Surplus (+) of 3,754.58 Crores

TABLE - 2				₹ in Crores
Particulars	Accounts 2020-21	Revised Estimate 2021-22	Budget Estimate 2022-23	
1	2	3	4	
Revenue Receipts	1,00,914.36	1,56,126.94	1,93,029.40	
Revenue Expenditure	1,23,212.38	1,51,731.94	1,89,274.82	
Surplus(+)	- 22,298.03	4,395.00	3,754.58	



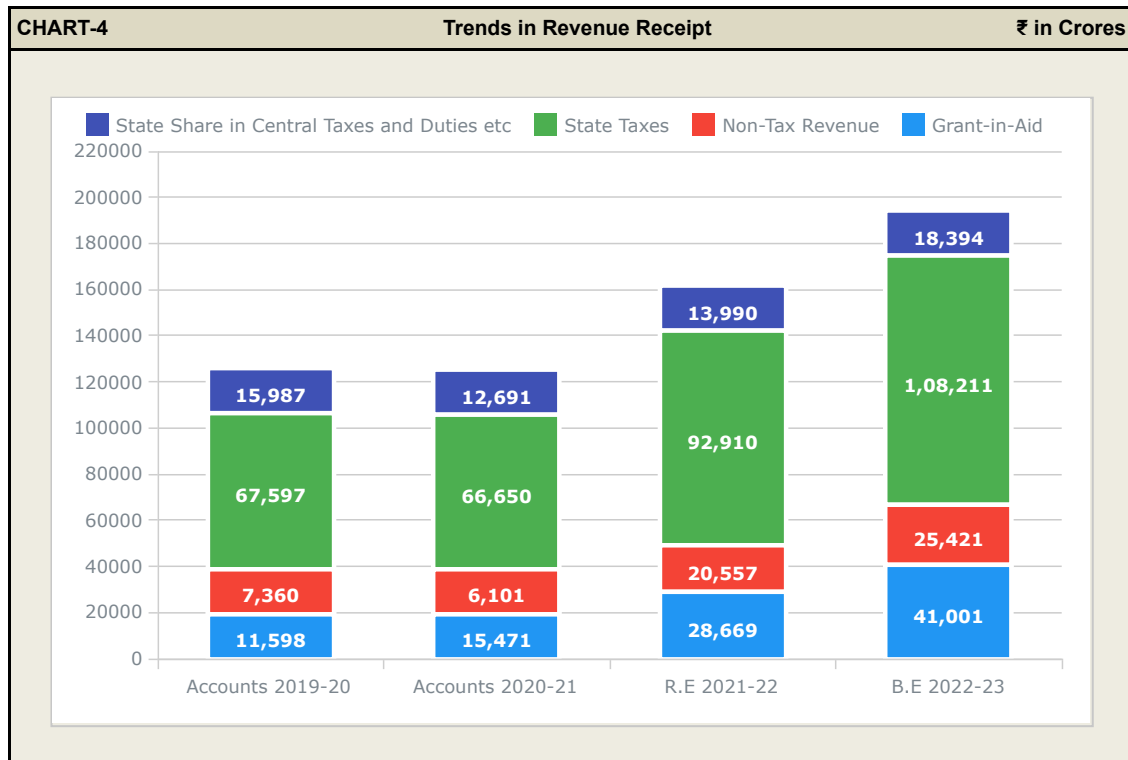
## Revenue and Expenditure of the State

TABLE - 3			₹ in Crores
Receipts		Expenditure	
Taxes and Duties		Development Expenditure	1,45,912.11
State Share in Central Taxes	18,394.11	Debt Services	18,921.88
State Taxes and Duties	1,08,211.93	Administrative Services	10,741.28
Non-Tax Revenue		Tax Collection Charges	1,344.03
Interest Receipts	131.39	Other Expenditure	12,355.51
Other Non-Tax Revenue (Including Grant-in-aid from Central)	66,423.36		
Total	1,93,029.40	Total	1,89,274.82
Deficit	0.00	Surplus	3,754.59
<b>Grand Total</b>	<b>1,93,029.40</b>	<b>Grand Total</b>	<b>1,93,029.40</b>



## Trends in Revenue Receipts

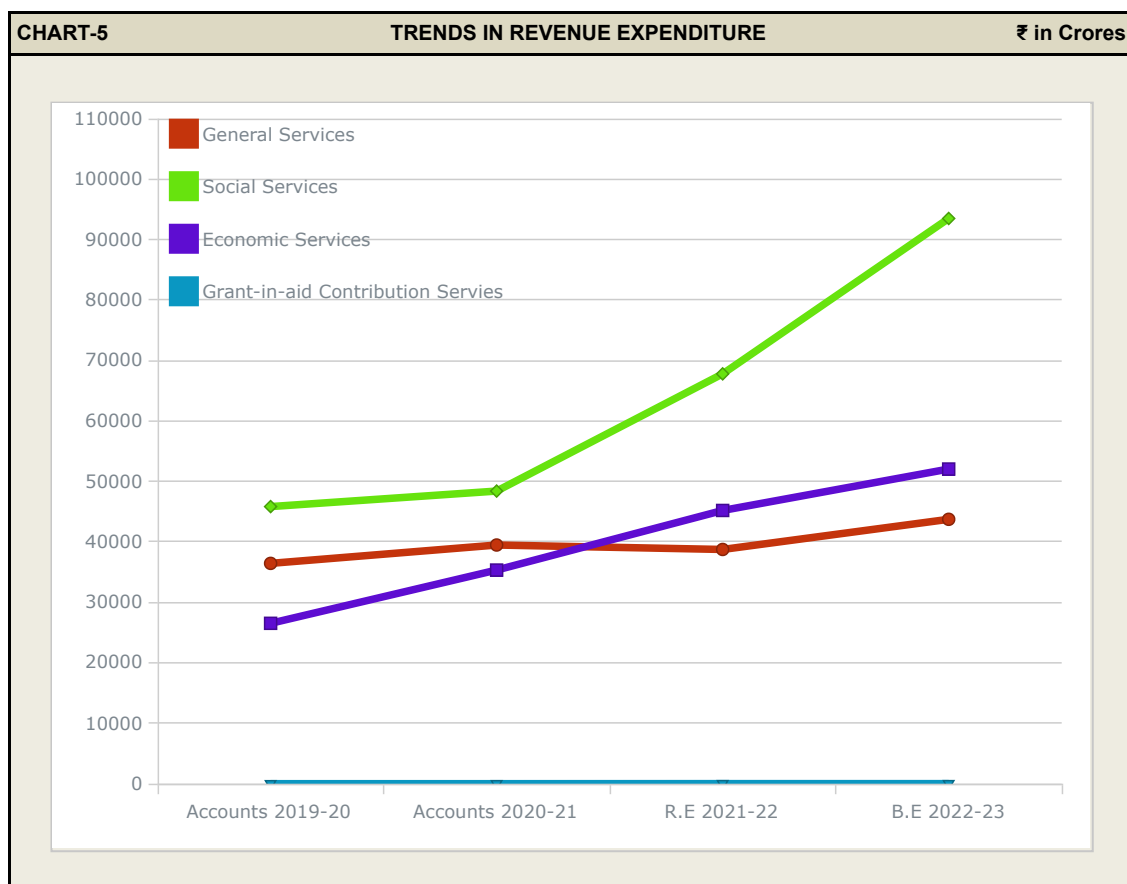
Particulars		Accounts 2019-20	Accounts 2020-21	R.E 2021-22	B.E 2022-23
<b>1</b>	<b>Taxes &amp; Duties</b>	<b>83,585.08</b>	<b>79,341.99</b>	<b>1,06,900.13</b>	<b>1,26,606.04</b>
I	State Share in Central Taxes and Duties etc.	15,987.59	12,691.62	13,990.13	18,394.11
II	State Taxes	67,597.49	66,650.37	92,910.00	1,08,211.93
A	Land Revenue	0.99	0.50	6.31	6.71
B	Taxes on Sales, Trade	44,191.12	43,094.24	57,500.00	69,203.00
C	State Excise	11,991.58	14,369.84	17,000.00	17,500.00
D	Others	11,413.80	9,185.79	18,403.69	21,502.22
<b>2</b>	<b>Non-Tax Revenue</b>	<b>7,360.32</b>	<b>6,101.24</b>	<b>20,557.35</b>	<b>25,421.63</b>
<b>3.</b>	<b>Grant-in-aid</b>	<b>11,598.42</b>	<b>15,471.13</b>	<b>28,669.46</b>	<b>41,001.73</b>
<b>Total</b>		<b>1,02,543.82</b>	<b>1,00,914.36</b>	<b>1,56,126.94</b>	<b>1,93,029.40</b>





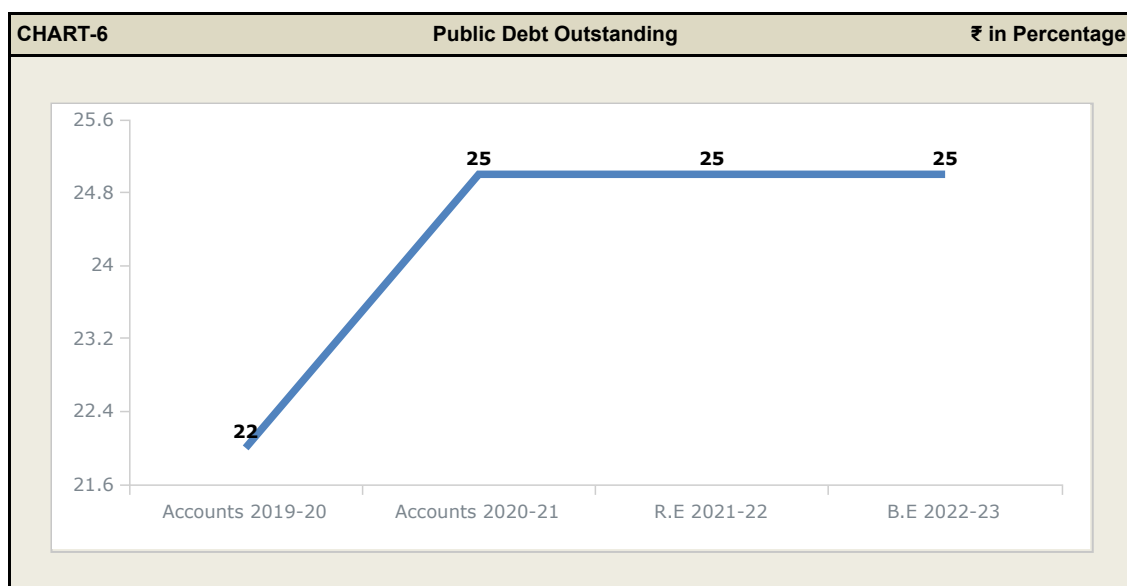
## Trends in Revenue Expenditure

TABLE - 5					₹ in Crores
Particulars	Accounts 2019-20	Accounts 2020-21	R.E 2021-22	B.E 2022-23	
1	2	3	4	5	
<b>General Services</b>	<b>36,440.33</b>	<b>39,477.18</b>	<b>38,741.48</b>	<b>43,730.11</b>	
Tax Collection	786.29	818.31	1,329.74	1,344.03	
Administrative Services	8,137.26	7,450.00	7,812.03	10,741.28	
Others	27,516.78	31,208.87	29,599.71	31,644.80	
<b>Social Services</b>	<b>45,832.80</b>	<b>48,400.40</b>	<b>67,787.14</b>	<b>93,489.25</b>	
<b>Economic Services</b>	<b>26,524.75</b>	<b>35,334.80</b>	<b>45,193.21</b>	<b>52,045.36</b>	
<b>Grants-in-aid and Contribution</b>	<b>0.00</b>	<b>0.00</b>	<b>10.10</b>	<b>10.10</b>	
<b>Total</b>	<b>1,08,797.88</b>	<b>1,23,212.38</b>	<b>1,51,731.94</b>	<b>1,89,274.82</b>	



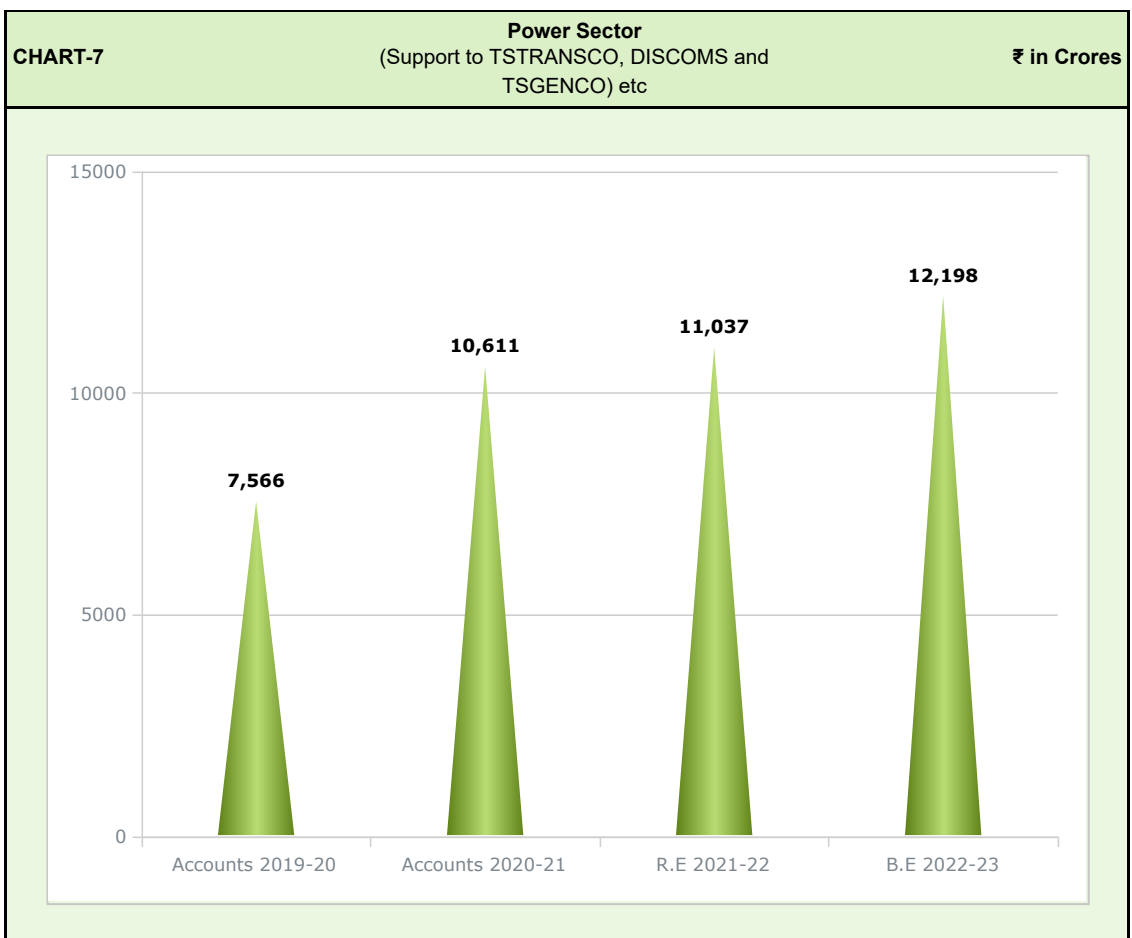
## Public Debt Outstanding

Year	Open Market Loans	Loans From Central Govt.	Loans From Autonomous bodies, etc.	Special Securities (Small Savings) & Provident Fund, etc.	Total	Percentage of GSDP
Accounts 2019-20	1,64,417	7,999	14,510	18,933	2,05,858	22%
Accounts 2020-21	2,03,199	7,795	13,974	19,050	2,44,019	25%
R.E 2021-22	2,44,239	7,556	14,162	19,164	2,85,120	25%
B.E 2022-23	2,89,873	7,188	13,591	19,336	3,29,988	25%



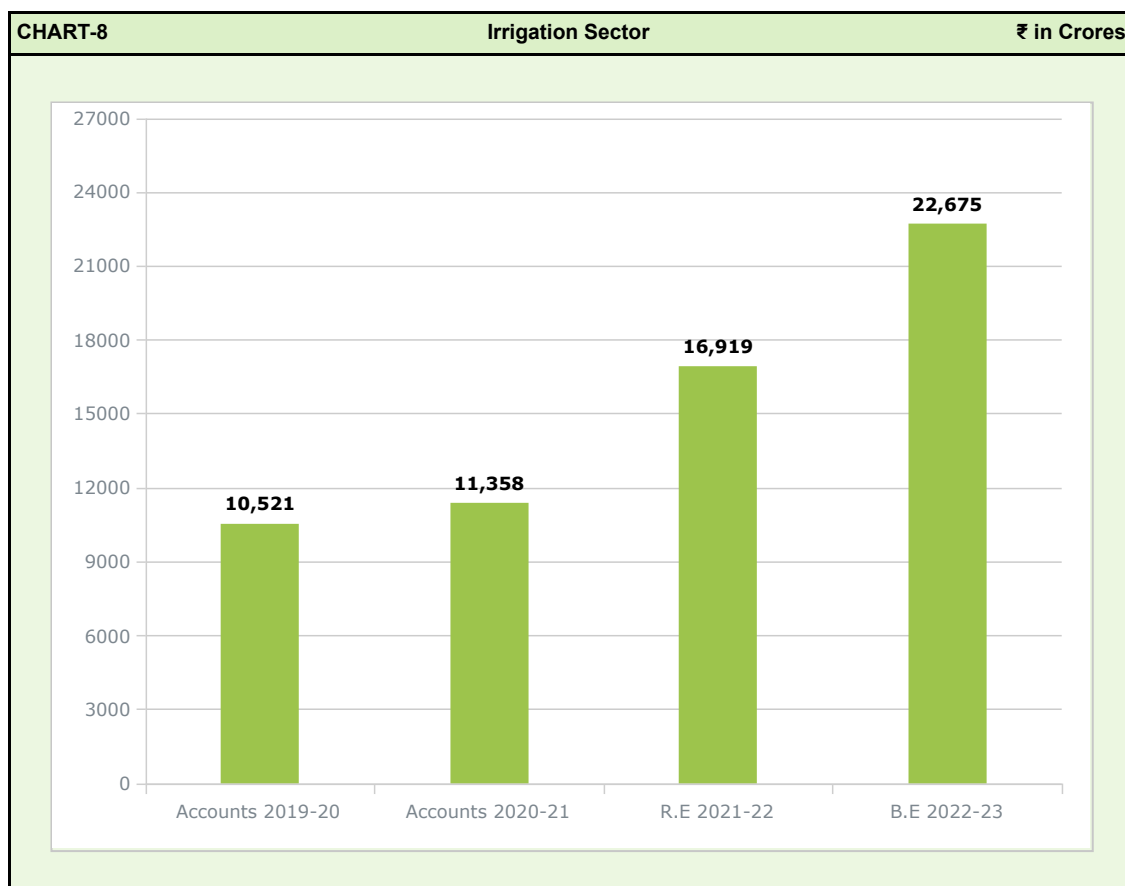
## Power Sector (Support to TSTRANSCO, DISCOMS and TSGENCO) etc

TABLE - 7		₹ in Crores
YEAR	Amount	
Accounts 2019-2020	7,566.97	
Accounts 2020-2021	10,611.38	
R.E 2021-2022	<b>11,037.86</b>	
B.E 2022-2023	12,198.70	



## Irrigation Sector

TABLE - 8		₹ in Crores		
Particulars	Accounts 2019-20	Accounts 2020-21	R.E 2021-22	B.E 2022-23
Major & Medium Irrigation	9,482.67	10,019.66	15,651.20	21,401.08
Minor Irrigation	1,023.09	1,314.78	1,221.20	1,245.30
C.A.D	14.67	15.47	38.00	18.69
Flood Control and Drainage	1.01	8.24	9.55	10.00
<b>Total</b>	<b>10,521.44</b>	<b>11,358.15</b>	<b>16,919.94</b>	<b>22,675.07</b>



## An Analysis of Revenue Receipts

TABLE - 9		₹ in Crores			
	Particulars	Accounts 2019-20	Accounts 2020-21	R.E 2021-22	B.E 2022-23
<b>I</b>	<b>State Share in Central Taxes.(Income Tax, Union Excise Duties Additional Duties of Excise and Estate Duty)</b>	<b>15,987.59</b>	<b>12,691.62</b>	<b>13,990.13</b>	<b>18,394.11</b>
<b>II</b>	<b>Taxes on Income and Expenditure</b>	<b>526.49</b>	<b>510.99</b>	<b>684.92</b>	<b>719.25</b>
	Other Taxes on Income and Expenditure	526.49	510.99	684.92	719.25
<b>III</b>	<b>Taxes on Property</b>	<b>6,872.21</b>	<b>5,296.50</b>	<b>12,665.03</b>	<b>15,773.41</b>
	Land Revenue	0.99	0.50	6.31	6.71
	Stamps and Registration Fees	6,671.05	5,243.28	12,500.00	15,600.00
	Taxes on Immovable Property other than Agricultural Land	200.17	52.72	158.72	166.70
<b>IV</b>	<b>Taxes on Commodities</b>	<b>36,682.09</b>	<b>38,652.54</b>	<b>48,560.05</b>	<b>55,516.27</b>
	State Excise	11,991.58	14,369.84	17,000.00	17,500.00
	Taxes on Sales, Trade etc.,	20,674.42	20,903.90	26,500.00	33,000.00
	Taxes on Vehicles	3,934.75	3,337.96	5,000.00	4,953.00
	Taxes on Goods and Passengers	61.88	19.39	0.00	0.00
	Taxes and Duties on Electricity	17.07	20.46	29.96	31.57
	Other Taxes and Duties	2.39	0.99	30.09	31.70
<b>V</b>	<b>Non-Tax Revenue</b>	<b>7,337.86</b>	<b>6,101.24</b>	<b>20,551.50</b>	<b>25,414.93</b>
	Interest Receipts, Dividends	132.19	127.08	294.96	337.99
	General Services	2,591.03	1,433.40	14,266.97	16,362.70
	Social Services	791.93	936.03	1,543.28	1,802.57
	Economic Services	3,822.71	3,604.73	4,446.29	6,911.67
<b>VI</b>	<b>Grants-in-Aid and contributions</b>	<b>11,598.42</b>	<b>15,471.13</b>	<b>28,669.46</b>	<b>41,001.73</b>